

TITAN opens
perspectives³

TITAN window hardware:
the innovative hardware system for
timber and PVC windows.



Window systems

Door systems

Comfort systems

**Experience
room comfort.**
We bring
spaces
to life.





For the room comfort of the future.

Our products and solutions bring spaces to life and give people a sense of well-being. This is our drive and inspiration but also the key to permanent success together with our customers.

Our instinct for the requirements of the market, the developments of the future and for the demands of our customers has made us one of the leading international innovation providers today. We owe this to a staff of more than 2,800 in around 80 countries and to the intensive exchange of ideas with our partners and customers.

More than 100 years of experience.

As a German family enterprise, for four generations now we have been developing future-oriented systems, which make your life easier in your everyday fabricating processes, and providing your customers with the security that comes with creating a home or a modern working environment out of four walls. You can experience this vision of room comfort for yourself in our showroom. Even if we didn't call it "room comfort" before: we have been working on this for over 100 years.

SIEGENIA®
brings spaces to life

**Produce
room comfort.**
Tailor-made to your
requirements.





More solutions from one single source.

With a very diversified product portfolio for modern window systems, door systems and comfort systems, you can obtain everything from one single source with SIEGENIA, to stringently tested quality and with a wide range of innovations. With our TITAN window hardware, your solutions can range from reliable project solutions to design windows with concealed hinge side, maximum comfort and resistance class RC3.

More flexibility and cost-effectiveness.

With TITAN window hardware, you have all the options for individual scalability in order to precisely adjust your systems to every project requirement. With its maximum solution diversity with a minimum number of components, its high degree of pre-assembly and its optimal adjustment options, TITAN ensures lean logistics and the easiest fabrication.

Customised services.

It is often minor details that make such a decisive difference in practice. With SIEGENIA, you have a partner, who pays attention to every detail and who is aware of your everyday requirements better than anyone else. For this reason, we have pooled our product systems together perfectly with our complete know-how for you: in service packages that provide precise advice, information or on-site support. Whether this is for your production, training your staff, your marketing or your assembly line: we are there for you!

More versatility in one system.

TITAN not only opens every option for individual room comfort, it also leaves nothing to be desired in terms of production, logistics and assembly: due to the versatile options for time-saving and sustainable cost reduction throughout the entire production process.



Plan room comfort. You can build on this.



More planning quality with room comfort.

Our high-quality hardware, ventilation and building technology not only provides the building blocks for modern living and room concepts, but also well-coordinated systems. Because only when all room functions work together as one system can a room truly become a living space.

With SIEGENIA you have the freedom to create the comfort that brings spaces to life: room comfort.

Extensive support.

We want to support you with qualified consultation and services. Our team of property advisors and application technicians as well as the corresponding data technology and software are at your disposal for this purpose.



architekten.siegenia.com

TITAN window hardware:

Overview

08 Production

TITAN iP: pre-welded profile assembly	10
TITAN AF: conventional installation technology	11
System setup: security	12
Production optimisation	13
Certified quality	14
TITAN finishes	15

16 TITAN hardware system

Sash components	18
Frame parts	23
Hinge sides	24
Accessories	28
Handles	30
Motors	32

34 SIEGENIA Services

SIEGENIA Services. We are here.	35
---------------------------------	----



TITAN window hardware in production

The right system for every requirement.

Efficient and trendsetting.

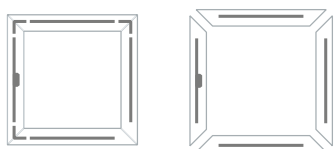
These are the attributes that best describe our TITAN family. The innovative hardware system convinces with ambitious aesthetics, high functionality and fully developed comfort. Thanks to minimum logistics and workflow streamlining, TITAN provides potential for savings that open up clear competitive advantages to you as a fabricator.

TITAN iP: Pre-welded profile assembly.

The first offshoot of the TITAN family was TITAN iP. Since its introduction in 2004, it has revolutionised the market by facilitating pre-weld assembly. TITAN iP is the perfect answer to automation demands within the window fabricating industry. What's more, TITAN iP continues to impress with its abundance of forward-looking technologies in the areas of functionality, safety and convenience.

TITAN AF: Conventional installation technology.

The strength of innovation of TITAN iP was so great that there were immediately requests to use these advantages without having to abstain from using traditional production methods. That was the birth of TITAN AF. With the continued expansion of the TITAN family, all the outstanding product benefits and convenience features are now also available for conventional installation techniques: From smooth-running comfort mushroom cams, optimised coupling via the tolerance-insensitive stay hinge coupling, new frame parts for barrier-free thresholds, up to a reliable mishandling device. From optimised stockkeeping to standardised packing dimensions of the components, right up to efficient fabrication. This all shows: innovations are the window to the future. And that future will be created with TITAN.



From conventional assembly technology to partial or full automation: the TITAN hardware system brings economic benefits for companies of all sizes.

TITAN iP

Pre-welded profile assembly.

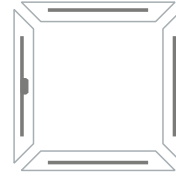
Innovative and revolutionary.

For SIEGENIA, the business success of the window manufacturer is at the heart of everything we do. We designed TITAN iP based on these specifications; the first hardware system worldwide that facilitates pre-weld assembly. This revolutionised window production as the hardware installation is no longer bound to a fixed work station.

Individual hardware assembly concepts can be installed at any desired location in the window production: from the cutting station right up to the fitting table. As this means that assembly can be decentralised for the first time ever, optimum use can be made of the idle periods at various other work stations.

This leads to cycle time harmonisation within the workflows and increases productivity. This results in reducing the costs and competitiveness is increased. In a nutshell: TITAN iP improves profitability.

The hardware installation with TITAN iP can be freely chosen; from completely manual to semi-automated, right up to fully automated. As a result TITAN iP provides economical advantages for all company sizes. Due to the fact that TITAN iP is not committed to a particular type of machine technology, large investments can be avoided.



Harmonisation of cycle times due to individual pre-welded assembly

Individual distribution of work processes across the entire production

Free scalable degree of automation up to fully automated production

Ideally suited for rationalisation in companies of all sizes



TITAN AF

Conventional installation technology.

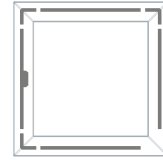
This is how innovative traditional can be.

TITAN AF enables all manufacturers who want to continue using the conventional hardware assembly to benefit from all the advantages of the TITAN series. These advantages can be seen in the increased convenience for end-users as well as in fabrication and logistics.

The unique comfort mushroom cam automatically compensates for manufacturing-related tolerances, ensures smooth-running locking parts and locks the window without wear-and-tear. A quality that guarantees sustainable function and the highest level of durability. Even the striker plates are paving the way in terms of aesthetics and functionality.

Assembly is quick and easy due to the innovative click-on coupling feature. What's more, the intelligent system enables all window sizes to be upgraded with only a few additional components – from the basic security level right up to burglar resistance RC2.

Whether iP or AF: TITAN will also substantially tidy up your warehouse and make space for additional rationalisation effects. You can also remove components from the cardboard packaging while they are stacked on top of each other. The labour-intensive return of empties is no longer necessary thanks to the clever disposal system.



Conventional installation technology with all of the familiar innovative benefits

Flexible integration into existing production processes

Low conversion time and expense

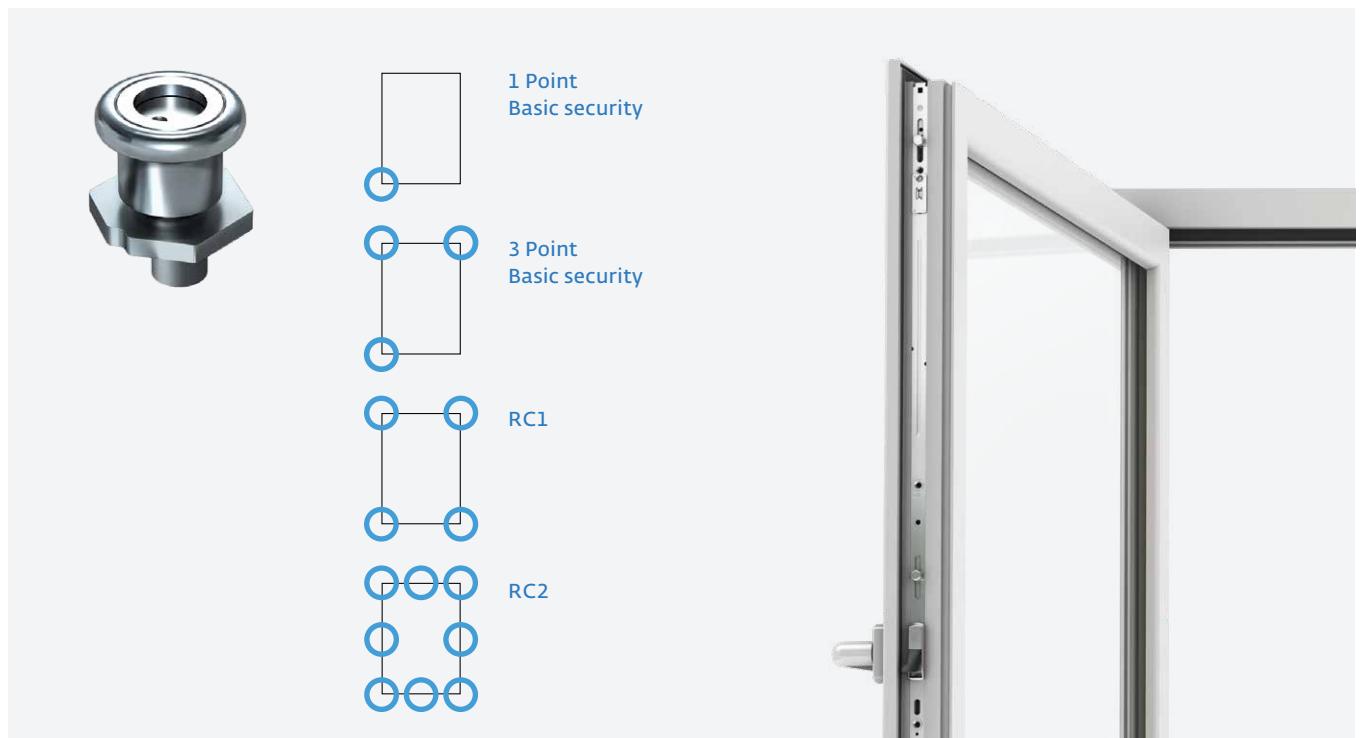


System concept

Effective system structure with the TITAN comfort mushroom cam.

System versions: Basic security up to RC2.

The intelligent system concept of the TITAN family opens up new potential in terms of both fabrication and logistics.



Benefits for fabricators

- More effective system design for general use of the comfort mushroom cams as locking bolts
- Only a few extension parts are required to transform a basic security level window into any burglary resistance level 1 ('RC1') or burglary resistance level 2 ('RC2') window; these components no longer need to be cropped
- A minimum quantity of components ensures lower warehousing costs
- We also develop solutions beyond RC2 level with our customers
- Guarantees RC classes in accordance with DIN EN 1627 ff. by ensuring compliance with the licensing agreements regarding the relevant hardware configurations and installation specifications via our system security manuals for timber and PVC windows

Production optimisation

Fast assembly and simple installation.

Clamping of hardware components

Whether TITAN iP or TITAN AF – the whole family can be screwed together automatically.

Click-on coupling feature

Only one screw per coupling point is used due to the general linking of the components. In conjunction with the optimised screw guide claws, precision coupling teeth and joint chamfers, the coupling point offers the following benefits:



Benefits for fabricators

- Reliable clamping of all hardware elements
- Ideal for manual, semi and fully-automated assembly
- Rational assembly
- Permanently secured positioning of hardware components
- Screw guidance down to the groove base
- Clamping with improved tolerances

Benefits for users:

- Easy to retrofit

Benefits for fabricators

- Straightforward and secure insertion of the components
- Reduced installation time
- RC1 and RC2 versions without additional cropping procedures

Certified quality

Crystal-clear criteria for window hardware with consistently high product quality.

Certification programme QM 328.

The QM 328 certification programme, developed by the Rosenheim Institute for Window Technology (ift) is currently the most stringent test by far for turn-only and turn-and-tilt hardware. Apart from the durability test with 20 000 turn and tilt cycles, the hardware is also subjected to further tests, e. g. with additional loads or against a rebate hindrance.

In addition, within the framework of its certification programme, the Rosenheim institute requires a comprehensive quality audit of the hardware manufacturer, continuous self-monitoring by means of a predefined Factory Production Control (FPC) as well as scheduled external-monitoring by an independent test laboratory.

ift Q-Cert for SIEGENIA.

In order to obtain the certification, we had all frame materials tested in the test series prescribed by the ift – to great success.

This not only ensures consistently high product quality for our customers, but also the interchangeability of the hardware tested, as specified in the certification regulations. This leads to substantial time savings and offers window manufacturers faster and more cost-effective conversion to innovative new developments.



The seal of approval issued by the Rosenheim Institute for Window Technology guarantees that the quality of the tested hardware is consistently high.



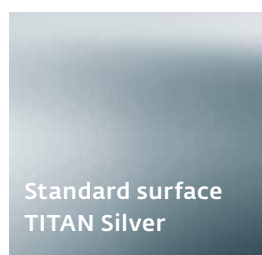
High-quality finishes

For minimum wear, lasting functional reliability and a long-lasting beautiful appearance.

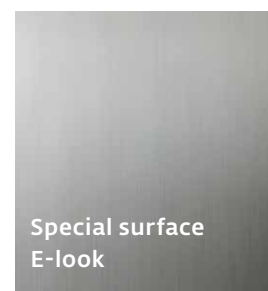
Ideal for demanding projects.

A special climate creates special demands - and, of course, also regarding hardware quality as well. That's why our TITAN fittings are made from high quality materials and have first-class surfaces. Depending on the type and location, they not only offer an extremely effective corrosion protection against general environmental influences, but also protection against the stresses of extreme climate and weather conditions.

Whether it be in a wind protected urban area or close to the coast: A perfectly matched TITAN surface ensures minimal wear, lasting functional reliability and a long lasting beautiful appearance. This will save you and your customers from some nasty surprises and complaints.



Standard surface
TITAN Silver



Special surface
E-look

Corrosion protection against general environmental influences (DIN 1670)	Highest class 5, >480 h salt spray test	Highest class 5, >1.500 h salt spray test
Can be used near the coast		⊙
Protection despite surface damage	⊙	⊙
Material	Steel, zinc plated and sealed	Steel with zinc-nickel coating
Appearance	Silvery shine	Stainless steel, matt grey
Special characteristics	One of the best and most durable standard surfaces on the market	Tried and tested for over 15 years at coastal locations across the world



More versatility in one system

Product overview

Sash components



Frame parts



Hinge sides



Handles



Accessories



Motors

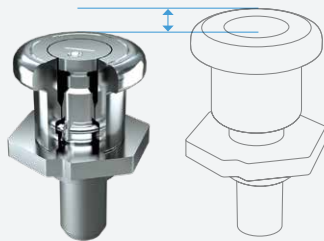


Sash components

Comfort mushroom cam

The TITAN comfort mushroom cam demonstrates the fact that huge progress can be made on a small scale. This incorporates enormous benefits in a tiny space for fabricators as well as end users.

Comfort mushroom cam with integrated height adjustment



Benefits for fabricators

- Makes assembly simple and precise with its continuous height adjustment
- Automatically compensates for clearance tolerances, which means it can reduce adjustment work considerably both during production and assembly on site
- Prevents costly and time-consuming complaints
- The pressure adjustment of the comfort mushroom cam contributes additionally to individual adaptation to tolerances
- Also used in the PORTAL and KFV ranges

Benefits for users

- Ensures smooth and faultless opening, tilting and closing of windows
- Automatic adjustment for changing conditions, e.g. temperature fluctuations
- Guarantees a durable locking system that is optimally adjusted at all times
- Ensures individual adaptation to tolerances

Multi-functional corner, optional

The optional multi-functional corner can be used with all sash sizes and formats and permits timely sash lifting. In comparison to other corner drives, it features the following functions:



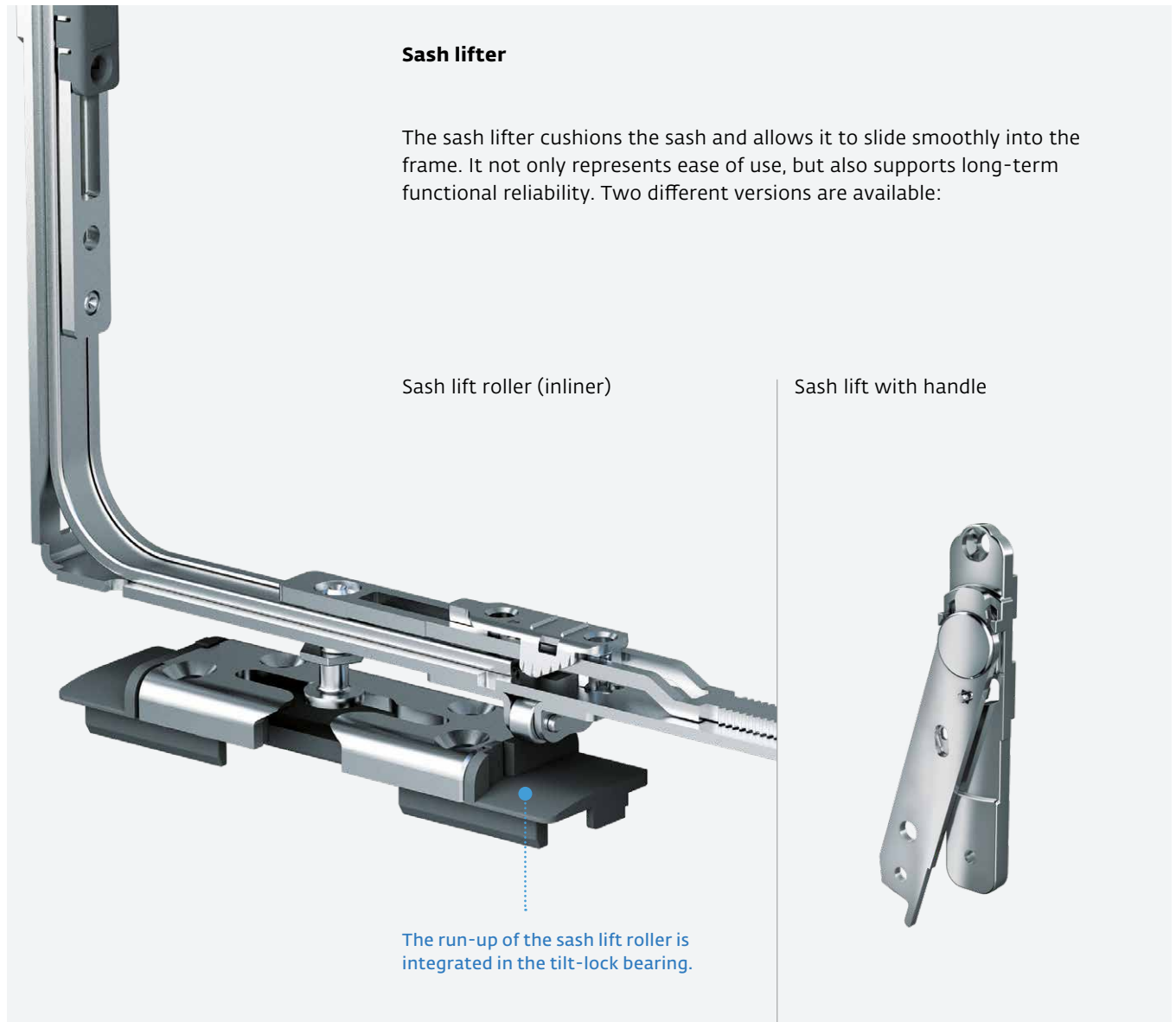
Benefits for fabricators

- Can be used with all window sizes
- Lower storage costs, as several functions can be performed with just one component

Benefits for users

- Ensures smooth and faultless opening, tilting and closing of windows
- Guarantees a durable locking system that is optimally adjusted at all times
- Cushions the sash stop and allows it to slide smoothly into the frame
- Supports turn and tilt position

Sash components



Benefits for fabricators

- Can also be used on secondary sashes
- Can be integrated into all conceivable windows, for example for round arch or pitched windows
- An additional blind frame part is not necessary since the run-up is integrated in the inserted tilt-lock bearing

Benefits for users

- Guarantees easy closing even after years of use
- Allows the sash to enter the frame softly
- Bottom mounting also guarantees the effect in tilt position

Benefits for fabricators

- It is adjustable, its lifting capacity can thereby be optimally adapted to the circumstances of the window

Benefits for users

- Very gently lifts the sash from the turning position when closing
- Retrofitting is no problem

Mishandling device

Prevent sash mishandling once and for all with the mishandling device versions for all window sizes and shapes.



Top stay

Whether for windows or French doors, the top stay makes closing and tilting easier and more convenient than ever.



Benefits for fabricators

- No tools required
- Total functionality in large air gaps

Benefits for users

- High level of functional safety
- Supports tilt and turn position
- Immediate effect
- Also suitable for retrofitting in windows already installed in buildings

Benefits for fabricators

- Larger tolerances thanks to the reduced top stay thickness
- Large tilt stay lead-in for smooth and effortless closing even with very wide sashes

Benefits for users

- Gentle sliding into the tilt position due to friction bushing
- Integrated anti-slam device in the tilt position, which also cushions tilt operation
- Shift interlock in tilt position prevents mishandling of sash
- High load-bearing capacity with minimum wear and improved ease of use thanks to high-quality built-in plastic sliders

Sash components

Secondary sash gear

The secondary sash gear sets standards in safety and convenience.



Secondary sash gear 16/7

The 16/7 secondary sash gear sets new standards for timber French casement windows.



Benefits for fabricators

- The same switching direction on both the primary and secondary sash ensures identical modular dimensions and striker plate positions
- Secondary sash handle is preassembled
- Welded striker plates with integrated blocking plate

Benefits for users

- The integrated displacement protection with blocking plates on the lever-operated slave sash gears prevent burglars from opening the rebate lever; already integrated from the basic security level
- Attractive, functional and attachable handle extension guarantees effortless operation and excellent ease of use – even with large sashes and a high level of burglar resistance

Benefits for fabricators

- Can be achieved even with narrow face widths
- Compared to conventional solutions, the 7 mm fittings groove is only half as deep and therefore unique
- The low fittings groove greatly reduces the amount of material that needs to be cut away, saving considerable time and money during production
- Welded striker plates with integrated blocking plate

Benefits for users

- Larger glass surfaces can be achieved, creating greater light incidence and more ambiance
- Closing the primary sash automatically locks the secondary sash in place to prevent intruders from manipulating the hardware from the outside again
- Burglar resistance up to RC2
- Smooth opening and closing with the optional handle extension on the secondary sash

Frame parts

Security striker plates

The TITAN family sets new trends in terms of safety and low wear and tear with its new generation of frame parts that is optimally tailored to suit the comfort mushroom cams.



Benefits for fabricators

- Low number of components thanks to non-handed standard and security striker plates
- Also ideal for fully automated frame component installation on pre-weld profiles
- Efficient upgrading up to RC2 with simple jig technology and uniform striker plate positions; also on faceplate elements
- Logoclip with customised customer logo possible

Benefits for users

- High-tensile material combination of PVC and steel that guarantees unrivalled low wear and tear
- Attractive appearance of standard and security striker plates

Tilt-lock bearing 56 S-RS

Frame part suitable for VSU/C 56+ corner drives with a combination of comfort mushroom cam and tilting pin.



Benefits for fabricators

- Can be used on the right and left
- Effective manufacturing processes due to optional tilt-lock bearing with identical component lengths and screw positions, as with standard striker plates
- Can easily be used with pole connectors due to short component length
- Integrated mishandling device and run-up plate for sash lift roller on the corner drive possible
- Logoclip with customised customer logo possible

Benefits for users

- High level of burglar resistance
- Ease of use due to sash lifter roller
- Smooth running operation due to combination with comfort mushroom cam
- Minimum wear and tear
- Uniform appearance with remaining frame parts due to the same component length (56 mm)

Tilt-lock bearing S-ES FH

Frame part for VSU S-ES corner drives with mushroom head locking cam and sash lift roller (inliner).



Benefits for fabricators

- Can be used from basic security up to higher classes
- Can be used left and right due to integrated PVC run-up on both sides for the inliner sash lifter which results in a reduced number of components
- Many years of experience since it is already used in FAVORIT

Benefits for users

- Proven burglary resistance by combining S-ES-pins with S-ES FH tilt lock bearing
- Solid steel upper part
- Harmonious colour schemes of the PVC packer with grey seals

Surface-mounted hinge side for PVC

TITAN PVC surface-mounted hinge side

The appeal of the surface-mounted TITAN hinge side for PVC windows lies in its unique design, high levels of security and numerous advantages in the fabrication process.



Benefits for fabricators

- Flush with the rebate on the top and bottom
- Applicable up to 100 kg or 130 kg with identical frame clearance
- Optional notch corner hinge with pressure adjustment
- Can be hinged in every opening position thanks to the polygon-shaped top hinge pin
- Integrated turn restriction by means of polygon-shaped pin
- Sealing chamfer and beading in the stay hinge
- Fixings in-line
- Can be prepared prior to welding

Benefits for users

- Outstanding, slimline design
- All screws are concealed by the hinges
- Cover caps and coated versions available
- Equipped with PVC bearings and therefore wear-resistant
- Entry protection in the tilt position

TITAN PVC stay hinge

The stay hinge is installed by simply snapping it into the striker packer. The stay hinge is a non-handed component and can be turned for right or left-hand operation.



Benefits for fabricators

- No tools required
- Convenient stay hinge coupling ensures efficient, timesaving installation
- Reduced logistics and minimum warehousing thanks to non-handed, compact components

Benefits for users

- Permanent secure connection
- The integrated turn restriction prevents the sash closing over while in the turning position, e.g. in the event of draught

Surface-mounted hinge side for timber

TITAN timber surface-mounted hinge side

In addition to its attractive design and high levels of security, the TITAN surface-mounted hinge side for timber windows also offers advantages in the fabrication process.



Benefits for fabricators

- Applicable up to 150 kg with identical frame clearance
- Can be hinged in every opening position thanks to the polygon-shaped top hinge pin
- Integrated turn restriction via polygon bolts
- Double well for timber systems with 30 mm diameter for reduction of the thermal bridge
- Fixings in-line
- Can be prepared prior to welding

Benefits for users

- Excellent, lean design
- Flush with the rebate on the top and bottom
- All screws are concealed by the hinges
- Cover caps and coating available
- Equipped with PVC bearings and therefore wear-resistant
- Entry protection in the tilt position

TITAN heavy duty surface-mounted hinge side

The TITAN heavy duty surface-mounted hinge side allows heavy sashes to be moved with ease. It is distinguished by a high level of security, even with heavy window elements, and an elegant design.



Benefits for fabricators

- Wear-resistant thanks to an optimal combination of steel and die cast metal along with a special surface treatment
- Simple installation of the sash thanks to a bottom hinge pin with turn restriction
- Insertion of the top hinge pin possible in every sash position
- Easy height and side adjustment, even for heavy sash weights

Benefits for users

- Smooth opening for turn-and-tilt sashes up to 200 kg and turn-only sashes up to 300 kg

Concealed hinge side

TITAN axxent 24+ concealed hinge side

With its unobtrusive, high-quality appearance, this new concealed TITAN axxent 24+ hinge side is further evidence that concealed installation is now the symbol of quality and style.



Benefits for fabricators

- For timber and timber-aluminium profiles with at least 24 mm rebate width, as well as for PVC profiles and aluminium systems with a 16 mm eurogroove
- High load-bearing capacity up to 150 kg without additional parts, meaning even large elements can be used
- Compact design ideal for windows with small dimensions
- A high degree of pre-assembly ensures quick fabrication time and lean warehousing
- Quick assembly time and lean warehousing
- Low warehousing costs due to a low number of versions
- Continuous pressure adjustment on the upper and lower pivot for optimal sealing
- Sash is easy to fit in the slightly opened turn or tilt position
- Easily accessible 3D adjustment
- Upgrade up to 185 kg possible due to additional load transfer

Benefits for users

- Completely concealed pivots for a clean and beautiful look
- Particularly wear-resistant and durable
- Continuous seal for more compression and increased thermal insulation
- Optimally accessible adjustment options for easy readjustment of the sash for consistent ease of use throughout a window's lifetime
- The bottom hinge is kept clean thanks to an attractive cover cap



Load transfer 185 kg and hinge side
bottom hinge TITAN axxent 24⁺



Upper pivot hinge side
TITAN axxent 24⁺ with easily
accessible 3D adjustment.

Accessories

Snapper

When closing a patio door, the sash is pulled towards the snapper, which holds it in the closed position.



Sash brake

The sash brake limits the rotary opening of the window sash and acts as a firm brake against any independent or inadvertent opening and closing of the window sash.



TITAN comfort stay

This new comfort element is a mechanical closure support that makes it easier to close windows from the tilt position, particularly in the case of heavy sashes and patio doors.



Benefits for fabricators

- Standard striker plate is used as the frame component, ideal for reduction of installation time and warehousing

Benefits for users

- Prevents sudden opening and closing, while also protecting the door
- The standard snapper has a particularly wear-resistant stop piece with optimised run-in and an adjustable latching force
- The comfort version is equipped with a release function in the tilt position, ensuring it can be tilted as smoothly as usual

Benefits for users

- Individually adjustable opening width: locks the sash in the desired position
- Holds the window sash in the open position even in strong draughts, for example, when airing the room
- High level of functional reliability due to overload protection
- Fully concealed
- Easy to retrofit

Benefits for fabricators

- Compatible with TITAN AF and TITAN iP
- Minimum installation work
- Simple installation
- Small number of components, therefore minimum logistics
- Additional business thanks to innovation enables new customer acquisition
- Easy to retrofit

Benefits for users

- Facilitates the operation of large and heavy sashes
- Reduces the amount of force required to close the sash from the tilt position due to integrated cushioning
- The window sash does not wobble when it is tilted open
- Bearing positions protected
- Retrofit also possible for existing windows
- Attractive design thanks to fully concealed technology


Secured night vent TITAN vent secure

The new night vent enables the exchange of air to create a healthy indoor environment and ensures that the building is protected both from intruders and from driving rain.



Summer and winter night vent

The small tilt opening width of the sash ensures a reduction of energy costs when in the winter ventilation mode. Retrofit on installed windows with SIEGENIA window hardware is possible without much time and expense.



Benefits for fabricators

- Implemented using special frame parts, no additional parts required

Benefits for users

- Optional burglar resistance up to RC2 in locked and ventilation position allows secure ventilation even when you are away
- Ventilation regardless of weather thanks to high resistance to driving rain
- Guarantees continuous basic ventilation and ensures a pleasant indoor environment
- Minimises the risk of mould formation
- Appearance of the window remains unchanged, as there are no visible, unsightly components
- Intuitive operation with the familiar turn and tilt switching sequence
- Retrofitting possible

Benefits for users

- Summer vent mode for normal tilt opening position
- Winter vent mode for approx. 40 mm tilt opening position
- Activation of winter vent mode in one easy step without any tools
- Easy retrofitting
- Integrated anti-slam device

Handle range

Designed to perfection.

TITAN GLOBE and Si-line

Quality that is immediately tangible – This distinguishes the TITAN GLOBE and Si-line handle ranges. This quality results from the ideal combination of aesthetics, ergonomics, functionality and material. Furthermore, our handle line convinces with maximum functional safety and an optional choice of colours.



Standard design
Si-line



Standard design
TITAN GLOBE



Benefits for users

- Innovative, ergonomic design
- Easy and convenient handling
- Available in various colours for all the demands of modern architecture
- Ensures a continuous and optimal lock-in position
- Suitable for timber and PVC windows
- High degree of security against unwanted guests due to the Secustik and pressure key versions and the lockable handles
- TBT handle prevents unauthorised rotary opening (no turning position without key)
- Night vent with additional 45 lock-in position possible

Overview TITAN GLOBE handle

Push button

Lockable

Removable with
push-on rose

Flat

TL/PZ



Standard

- Available in all colours
- With optional SIEGENIA logo

Secustik*

- Automatically prevents hardware manipulation from outside
- Burglars can no longer force the window open

Night vent handle*

- With 45° lock-in position
- Available as standard version

Push button handle

- Automatically prevents hardware manipulation from outside
- Press button to unlock. When locking, the handle blocks automatically

40 Nm, lockable**

- Affordable version for 100 Nm
- With pressure cylinder (push to close, key unlocking)
- With optional SIEGENIA logo

100 Nm, lockable**

- With optional Secustik function
- With pressure cylinder (push to close, key unlocking)
- Tested in accordance with DIN EN 1627-1630

TBT handle**

- Use with corresponding TBT (tilt before turn) hardware
- 40 Nm, lockable
- To reach the turning position, you must use the key separately (increased protection against unauthorised rotary opening)

Removable handle with push-on rose

- Rose is securely mounted, can be pushed open; handle can be removed and reattached at any time (e.g. for cleaning)

Flat handle

- For locations where little space is available for the handle, e.g. with roller shutters
- Also for use with fold and slide hardware

TL/PZ and TL/PZ flat

- For balcony and patio doors
- Includes handle inside and outside and PZ rose inside and outside
- TL/PZ flat for locations where the outside handle would be too high (e.g. with roller shutters or window shutters)

* Handle is visually the same as the standard version.

** Handle is visually the same as the lockable version.

DRIVE axxent DK

The easy to install drive.

Concealed drives for convenient opening and locking at the push of a button.







If you select the right technology, you don't have to choose between optimum comfort and convenience, easiest fabrication and stylish design. The adaptable, stylish drives in our DRIVE axxent product range not only let you easily open and close windows and skylights, but also fit easily into any production process. The easy to install DRIVE axxent DK drive is suitable for timber, PVC or aluminium turn and tilt windows.

Completely integrated into the frame profile, it enables fully automated, controlled window ventilation. The DRIVE axxent DK is easy to control using a push button, wireless connection or infrared remote control. It can optionally be controlled via the SIEGENIA Comfort app. If the window is pushed closed from the tilt or turn position, the drive locks the element automatically via the new Auto-Lock function.



Window drive fully concealed in the frame profile for motorised locking, release and tilting.



	Tilt
	Locking
	Release
	Auto-Lock
	Automatic ventilation
	Whisper mode



Benefits for fabricators


- Universally suitable for tilt & turn windows made from timber, PVC and aluminium
- Easy to install; can be adjusted even after installation
- Ideal for integration into building control technology and ventilation systems
- Closing speed meets applicable safety requirements
- Test unit for simple commissioning
- Opening width: 120 or 150 mm

Benefits for users

- Motorised locking, release and tilting at the push of button
- Optically fully concealed technology for a perfect window design
- Fast opening speed
- Can be operated manually even if it has been tilted or locked automatically
- With Auto-Lock function for especially convenient locking
- With infrared remote control or optionally controllable with the SIEGENIA Comfort app*
- Especially quiet operation in whisper mode
- 10-minute automatic ventilation

* Notes on compatibility at www.siegenia.com/qr/comfort-app/faq





SIEGENIA Services

We are here.

Simply better in business.

After 100 years of experience with windows and 150 years with doors, you can be sure: we know what we are talking about. Due to technical innovations and pioneering room comfort solutions, you will have more to offer your customers with solutions from SIEGENIA. To meet this high standard required of us and our products, we are also there for you personally. Because the key to permanent success lies in the questions of details and the challenges of the day-to-day routine.

Making room comfort even easier to produce and experience.

We want to support you with our know-how not only in your production, but also in sales and marketing. For this reason, beside maximum quality, modern data technology and the solutions for the optimisation of your production sequences, we also provide valuable consultation and sales arguments. Our extensive technical documentation with assembly instructions, profile data sheets, installation drawings and application diagrams, for example, are available to you. These are supplemented by a wide range of product films concerning assembly, installation and functioning.

With modern advertising templates, individual brochures and high-quality product films, you have all the possibilities you require to present the added value of your room comfort solutions particularly attractively and sustainably.

SIEGENIA®
brings spaces to life

Head Office:
Industriestraße 1-3
57234 Wilnsdorf
GERMANY

Phone: +49 271 3931-0
Telefax: +49 271 3931-333
info@siegenia.com
www.siegenia.com



You can find address details for our
international sites at: www.siegenia.com

SIEGENIA worldwide:

Austria Phone: +43 6225 8301
Belarus Phone: +375 17 2573988
Benelux Phone: +31 613 143773
China Phone: +86 316 5998198
France Phone: +33 3 89618131
Germany Phone: +49 271 39310
Great Britain Phone: +44 2476 622000
Hungary Phone: +36 76 500810

India Phone: +91 124 4342302
Italy Phone: +39 02 9353601
Poland Phone: +48 77 4477700
Russia Phone: +7 495 7211762
South Korea Phone: +82 15445369
Switzerland Phone: +41 33 3461010
Turkey Phone: +90 216 5934151
Ukraine Phone: +38 044 4065793

Contact your dealer: