

## TECHNICAL HEAVY DUTY

**PUXADORES E ACESSÓRIOS /**  
LEVER HANDLES AND ACCESSORIES /  
MANILLAS Y ACCESORIOS.



## TECHNICAL HEAVY DUTY

**PUXADORES E ACESSÓRIOS /**  
**LEVER HANDLES AND ACCESSORIES /**  
**MANILLAS Y ACCESORIOS.**

**PUXADORES EXTRA FORTES DESENVOLVIDOS PARA APLICAR EM PORTAS ONDE O USO É EXTREMO. TUBO DIAMETRO 22MM COM PAREDE DE 2MM DE ESPESSURA E BASE REFORÇADA, TOTALMENTE FABRICADOS EM AÇO INOX EN 1.4401 (AISI 316) CONFEREM UMA RESISTÊNCIA ELEVADÍSSIMA AO DESGASTE. INDICADOS PARA ESPAÇOS PÚBLICOS.**

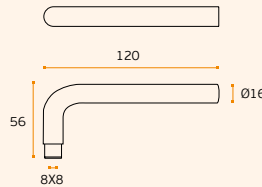
EXTRA STRONG LEVER HANDLES DEVELOPED TO INSTALL IN DOORS WHERE THE USE IS EXTREME. TUBE DIAMETER 22MM WITH 2MM THICK WALL AND REINFORCED BASE, TOTALLY MANUFACTURED IN STAINLESS STEEL EN. 1.4401 (AISI 316) GIVE A HIGH RESISTANCE TO WEAR. DEVELOPED FOR PUBLIC SPACES.

MANILLAS EXTRA FUERTES DESARROLLADAS PARA APLICAR EN PUERTAS DONDE EL USO ES EXTREMO. TUBO 22 MM DE DIÁMETRO CON UN ESPESOR DE 2 MM DE PARED Y BASE REFORZADA, TOTALMENTE HECHOS EN ACERO INOXIDABLE EN. 1.4401 (AISI 316) DA UNA MUY ALTA RESISTENCIA AL DESGASTE. DESARROLLADA PARA ESPACIOS PÚBLICOS.



### IN.00.083.S

**Puxador maciço / Solid lever handle / Manilla maciza.**  
**RRO8M (Roseta standard / Standard rose)**



**MATERIAL:** EN 1.4301 / AISI 304

**ACABAMENTO / FINISH / ACABADO:**  
**STANDARD:** SATINADO / SATIN / SATIN

**OPTIONAL:** PVD TITANIUM COATED

**.TB / .TG / .TCO / .TCH**

SOLID ■

EN1906 4 7 1 1 0 3 0 B

**.P**  
 Mirror  
 finish

**.TB**  
 PVD  
 Titanium  
 black

**.TG**  
 PVD  
 Titanium  
 gold

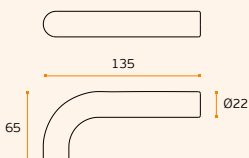
**.TCO**  
 PVD  
 Titanium  
 copper

**.TCH**  
 PVD  
 Titanium  
 chocolate



### IN.00.228 HEAVY DUTY

**Puxador extra forte para edifícios públicos /**  
**Heavy duty lever handle for public building / Manilla extra fuerte para edificios públicos.**  
**R10M (Roseta standard / Standard rose)**



**MATERIAL:** EN 1.4401 / AISI 316

**ACABAMENTO / FINISH / ACABADO:**  
**STANDARD:** SATINADO / SATIN / SATIN

**OPTIONAL:** PVD TITANIUM COATED

**.TB / .TG / .TCO / .TCH**

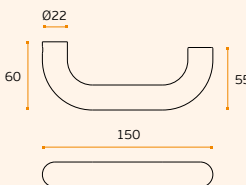
TUBULAR □

EN1906 4 7 1 0 0 4 0 B



### IN.00.228.B HEAVY DUTY

**Puxador extra forte para edifícios públicos /**  
**Heavy duty lever handle for public building / Manilla extra fuerte para edificios públicos.**  
**R10M (Roseta standard / Standard rose)**



**MATERIAL:** EN 1.4401 / AISI 316

**ACABAMENTO / FINISH / ACABADO:**  
**STANDARD:** SATINADO / SATIN / SATIN

**OPTIONAL:** PVD TITANIUM COATED

**.TB / .TG / .TCO / .TCH**

TUBULAR □

EN1906 4 7 1 0 0 4 0 B

Key  
 Pag.064

Key  
 Pag.290

Key  
 Pag.200

Key  
 Pag.226

Key  
 Pag.236

.P  
Mirror  
finish

.TB  
PVD  
Titanium  
black

.TG  
PVD  
Titanium  
gold

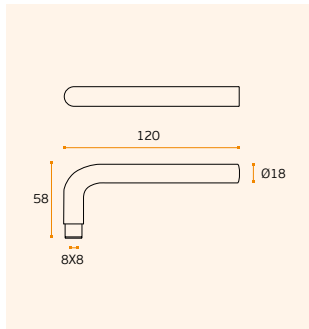
.TCO  
PVD  
Titanium  
copper

.TCH  
PVD  
Titanium  
chocolate



### IN.00.084.S

**Puxador maciço / Solid lever handle / Manilla maciza.**  
**RR08M (Roseta standard / Standard rose)**



**MATERIAL:** EN 1.4301 / AISI 304

**ACABAMENTO / FINISH / ACABADO:**  
**STANDARD:** SATINADO / SATIN / SATIN

**OPTIONAL:** PVD TITANIUM COATED

**.TB / .TG / .TCO / .TCH**

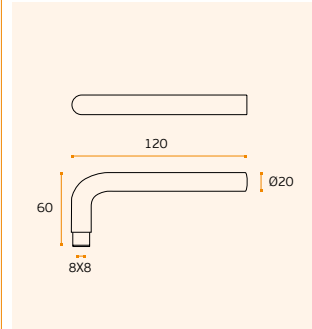
SOLID ■

EN1906 4 7 - 1 0 3 0 B



### IN.00.085.S

**Puxador maciço / Solid lever handle / Manilla maciza.**  
**RR08M (Roseta standard / Standard rose)**



**MATERIAL:** EN 1.4301 / AISI 304

**ACABAMENTO / FINISH / ACABADO:**  
**STANDARD:** SATINADO / SATIN / SATIN

**OPTIONAL:** PVD TITANIUM COATED

**.TB / .TG / .TCO / .TCH**

SOLID ■

EN1906 4 7 - 1 0 3 0 B



**PUXADOR MACIÇO COM ROLAMENTO PARA USO INTENSIVO / SOLID HANDLE WITH NEEDLE BEARING FOR INTENSIVE USE / MANILLA SÓLIDA CON RODAMIENTOS PARA USO INTENSIVO**

**1. Fabricado em barra maciça / Made of solid bar / Hecho de barra sólida.**

**2. Curva perfeita (possível por ser feito numa peça única e sólida) / Perfect curve / Curva perfecta.**

**3. Base do puxador garante grande resistência / Handle base provides strong resistance / Base de la manilla proporciona una fuerte resistencia.**

**4. Roseta em aço inoxidável / Rose made in stainless steel / Roseta en acero inoxidable.**

**5. Roseta com rolamento de esferas, confere uma resistência ao desgaste praticamente ilimitado. Aconselhado para locais de elevadíssimo tráfego de pessoas / Rose with ball bearing, creates resistance to wear almost unlimited. Recommended to highest traffic people local / Roseta con rodamientos de bolas, permite una resistencia al desgaste prácticamente ilimitada. Recomendado para locales de alto tráfico de personas.**

**6. Roseta com mola compensadora 1.000.000 ciclos / Rose with heavy duty spring 1.000.000 cycles / Roseta con muelle extra fuerte 1.000.000 ciclos.**

**7. Mola em pré-carga, garante a posição horizontal do puxador / Preloaded spring, ensures the horizontal position of the handle / Muelle en pre carga, garantiza la posición horizontal de la manilla.**

**8. Pinos para parafusos passantes / Pins for through bolts / Pitones para tornillos pasantes.**

Key  
Pag.064

Pin  
Pag.290

Key  
Pag.200

Key  
Pag.226

Key  
Pag.236

## TECHNICAL BALL BEARING

PUXADORES E ACESSÓRIOS /  
 LEVER HANDLES AND ACCESSORIES /  
 MANILLAS Y ACCESORIOS.

**ROSETA COM BASE METÁLICA TOTALMENTE EM AÇO INOX (EN 1.4401), COM ROLAMENTOS DE ESFERAS. PUXADOR FIXO À ROSETA.**

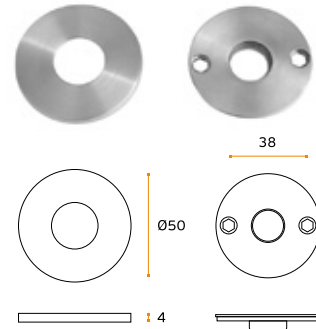
**O ROLAMENTO DE ESFERAS CONFERE UMA RESISTÊNCIA AO DESGASTE PRATICAMENTE ILIMITADO. ACONSELHADO PARA LOCAIS DE ELEVADÍSSIMO TRÁFEGO DE PESSOAS.**

ROSE MADE IN STAINLESS STEEL (EN 1.4401) WITH BALL BEARINGS. THE HANDLE IS FIXED TO THE ROSE.

RESISTANCE TO WEAR IS ALMOST UNLIMITED. RECOMMENDED TO HIGHEST TRAFFIC PEOPLE LOCALS.

ROSETA FABRICADA INTEGRALMENTE EN ACERO INOX (EN 1.440), CON RODAMIENTOS DE BOLAS. LA MANILLA ES FIJA A LA ROSETA.

RESISTENCIA AL DESGASTE PRÁCTICAMENTE ILIMITADA. RECOMENDADO PARA LOCALES DE ALTO TRÁFICO DE PERSONAS.



**1**  
**Parafuso sextavado inox. Desenho JNF /**  
 Stainless Steel allen screw. JNF Design /  
 Tornillo inox. Exclusivo JNF.

**2**  
**Puxador /** Lever handle / Manilla.

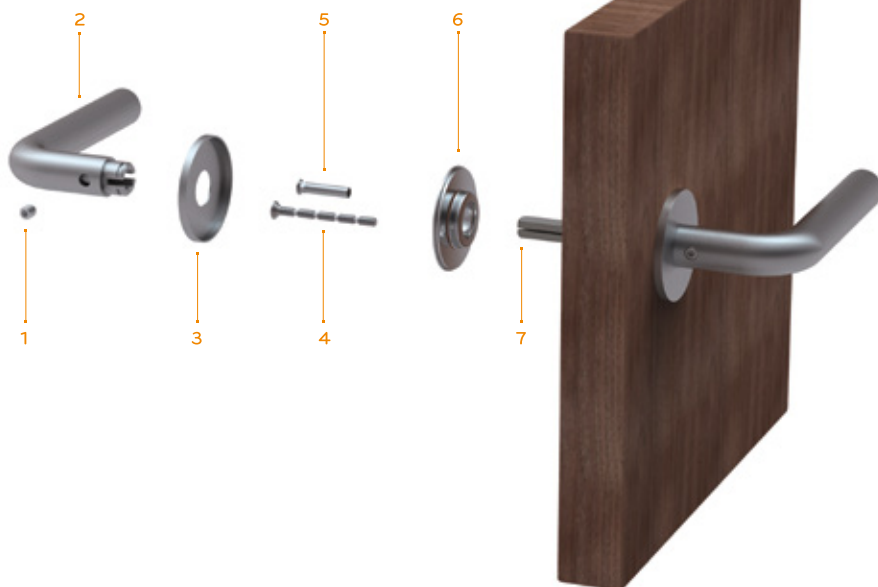
**3**  
**Espelho em aço inox 4mm /**  
 Stainless steel cover 4mm /  
 Roseta en acero inox 4mm.

**4**  
**Parafuso de fixação em latão M4 auto-quebrável /**  
 Fixing brass screw break-off type M4 tread /  
 Tornillo pasante del tipo auto-rompible M4.

**5**  
**Fêmea para parafuso passante /**  
 Nickel plated screw cap /  
 Fêmea para parafuso passante.

**6**  
**Base metálica /** Metallic base / Base metálica.

**7**  
**Quadra metálica 8x8mm /**  
 Spindle 8x8mm /  
 Cuadradillo 8x8mm.



Pag.064

Pag.290

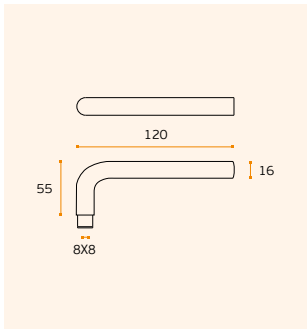
Pag.200

Pag.226

Pag.236



**IN.00.016.MR BALL BEARING**  
Puxador com rolamentos de esfera /  
Lever handle with ball bearings /  
Manilla con rodamientos de bolas.



**MATERIAL:** EN 1.4401 / AISI 316

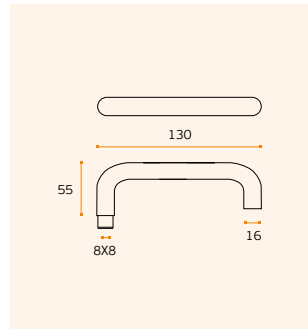
**ACABAMENTO / FINISH / ACABADO:**  
**STANDARD:** SATINADO / SATIN / SATIN

TUBULAR

EN1906 4 7 - 0 0 4 0 U



**IN.00.016.B.MR BALL BEARING**  
Puxador com rolamentos de esfera /  
Lever handle with ball bearings /  
Manilla con rodamientos de bolas.



**MATERIAL:** EN 1.4401 / AISI 316

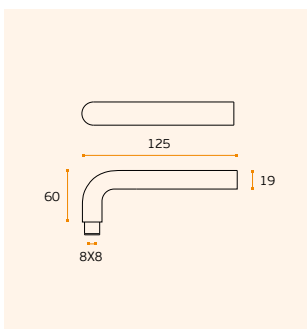
**ACABAMENTO / FINISH / ACABADO:**  
**STANDARD:** SATINADO / SATIN / SATIN

TUBULAR

EN1906 4 7 - 0 0 4 0 U



**IN.00.028.MR BALL BEARING**  
Puxador com rolamentos de esfera /  
Lever handle with ball bearings /  
Manilla con rodamientos de bolas.



**MATERIAL:** EN 1.4401 / AISI 316

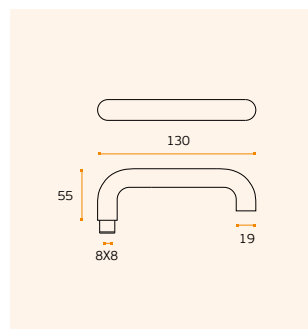
**ACABAMENTO / FINISH / ACABADO:**  
**STANDARD:** SATINADO / SATIN / SATIN

TUBULAR

EN1906 4 7 - 0 0 4 0 U



**IN.00.028.B.MR BALL BEARING**  
Puxador com rolamentos de esfera /  
Lever handle with ball bearings /  
Manilla con rodamientos de bolas.



**MATERIAL:** EN 1.4401 / AISI 316

**ACABAMENTO / FINISH / ACABADO:**  
**STANDARD:** SATINADO / SATIN / SATIN

TUBULAR

EN1906 4 7 - 0 0 4 0 U


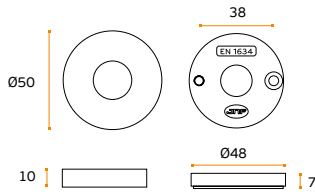
# TECHNICAL FIRE PROOF

**PUXADORES E ACESSÓRIOS /**  
**LEVER HANDLES AND ACCESSORIES /**  
**MANILLAS Y ACCESORIOS.**

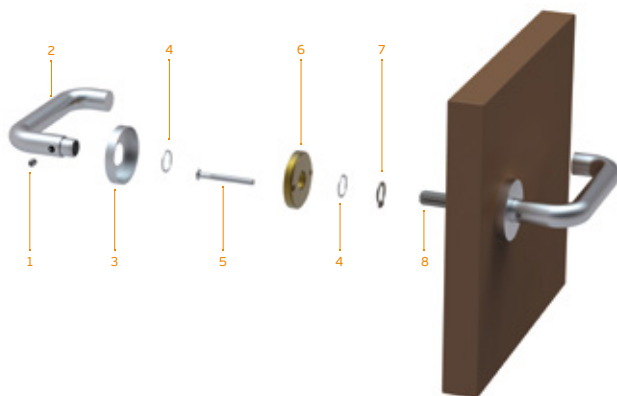
**ROSETA CORTA FOGO COM**  
**BASE EM AÇO ZINCADO**  
**MACIÇO, TODOS OS**  
**ELEMENTOS NÃO FUSÍVEIS,**  
**SEM MOLA COMPENSADORA**  
**(EN 1634). /**

**FIRE PROOF BASE MADE IN**  
**GALVANIZED SOLID STEEL,**  
**WITHOUT RETURN SPRING**  
**(EN 1634). /**

**ROSETA CON BASE EN ACERO**  
**MACIZO GALVANIZADO, TODOS**  
**LOS ELEMENTOS NO FUSIBLES,**  
**SIN MUELLE (EN 1634).**



Corta Fogo  
 Fire Proof  
**EN1634**



**1**  
**Parafuso sextavado inox. Desenho JNF /**  
**Stainless Steel allen screw. JNF Design /**  
**Tornillo inox. Exclusivo JNF.**

**2**  
**Puxador /**  
**Lever handle / Manilla.**

**3**  
**Espelho em aço inox /**  
**Stainless steel cover /**  
**Roseta em aço inox.**

**4**  
**Anilha /**  
**Washer / Arandela.**

**5**  
**Parafuso DIN 965 M5 x 60mm /**  
**DIN 965 M5 screw x 60mm /**  
**Tornillo DIN 965 M5 x 60mm.**

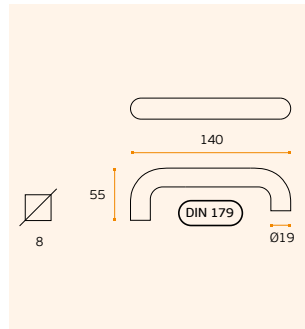
**6**  
**Base em aço zincado maciço /**  
**Solid zinc plated steel base /**  
**Base en acero zincado macizo.**

**7**  
**Freio / Retaining ring /**  
**Anillo de seguridad.**

**8**  
**Quadra metálica 9x9mm /**  
**Spindle 9x9mm /**  
**Cuadrado 9x9mm.**



**IN.00.028.B.CF**  
**Puxador /**  
**Lever handle / Manilla.**



**MATERIAL: EN 1.4301 / AISI 304**

**ACABAMENTO / FINISH / ACABADO:**  
**STANDARD: SATINADO / SATIN / SATIN**



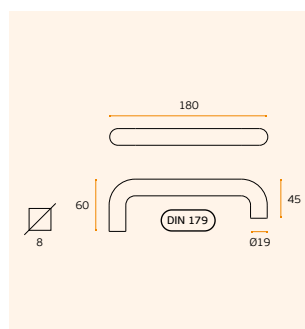
Corta Fogo  
 Fire Proof  
**EN1634**

TUBULAR

EN1906 4 7 - 1 1 3 1 U



**IN.00.029.B.CF**  
**Puxador (indicado para pessoas com mobilidade reduzida) /**  
**Lever handle (recommended for disable people) /**  
**Manilla (indicado para minusválidos).**



**MATERIAL: EN 1.4301 / AISI 304**

**ACABAMENTO / FINISH / ACABADO:**  
**STANDARD: SATINADO / SATIN / SATIN**



Corta Fogo  
 Fire Proof  
**EN1634**

TUBULAR

EN1906 4 7 - 1 1 3 1 U



## TECHNICAL PROFILE

PUXADORES E ACESSÓRIOS /  
LEVER HANDLES AND ACCESSORIES /  
MANILLAS Y ACCESORIOS.





.P  
Mirror  
finish

.TB  
PVD  
Titanium  
black

.TG  
PVD  
Titanium  
gold

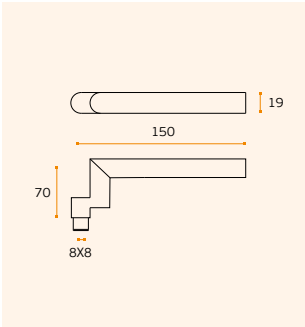
.TCO  
PVD  
Titanium  
copper

.TCH  
PVD  
Titanium  
chocolate



### IN.00.126 PROFILE

**Puxador / Lever handle / Manilla.**  
**008M (Roseta standard / Standard rose)**



**MATERIAL:** EN 1.4301 / AISI 304

**ACABAMENTO / FINISH / ACABADO:**  
**STANDARD:** SATINADO / SATIN / SATIN

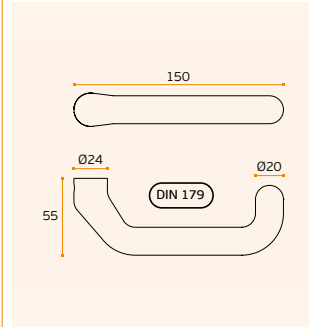
TUBULAR

EN1906 **2** 7 - 0 0 3 0 A



### IN.00.265

**Puxador / Lever handle / Manilla.**  
**032M (Roseta standard / Standard rose)**



**MATERIAL:** EN 1.4301 / AISI 304

**ACABAMENTO / FINISH / ACABADO:**  
**STANDARD:** SATINADO / SATIN / SATIN

**OPTIONAL:** PVD TITANIUM COATED

**.TB / .TG / .TCO / .TCH**

TUBULAR

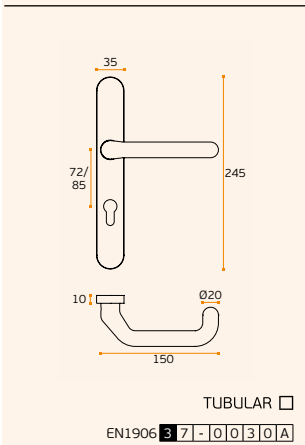
EN1906 **3** 7 - 0 0 3 0 A

### IN.03.265.PZ

**Puxador com placa sem mola com interior metálico. Espessura: 10mm**  
Lever handle with plate without spring with metallic inner mechanism. Thickness: 10mm / Manilla con placa, mecanismo interior en metal sin muelle. Espesor: 10mm.

**MATERIAL:** EN 1.4301 / AISI 304

**ACABAMENTO / FINISH / ACABADO:**  
**STANDARD:** SATINADO / SATIN / SATIN



TUBULAR

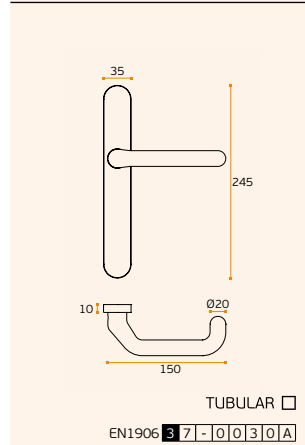
EN1906 **3** 7 - 0 0 3 0 A

### IN.03.265.SF

**Puxador com placa cega sem mola com interior metálico. Espessura: 10mm**  
Lever handle with blind plate without spring with metallic inner mechanism. Thickness: 10mm / Manilla con placa de ciega, mecanismo interior en metal sin muelle. Espesor: 10mm.

**MATERIAL:** EN 1.4301 / AISI 304

**ACABAMENTO / FINISH / ACABADO:**  
**STANDARD:** SATINADO / SATIN / SATIN



TUBULAR

EN1906 **3** 7 - 0 0 3 0 A



IN.03.265.PZ

IN.03.265.SF



Pag.064



Pag.290



Pag.200



Pag.226



Pag.236

## TIMES BRONZE MATERIAL

PUXADORES E ACESSÓRIOS /  
 LEVER HANDLES AND ACCESSORIES /  
 MANILLAS Y ACCESORIOS.

O BRONZE É UMA DAS LIGAS METÁLICAS MAIS NOBRES UTILIZADA PELO HOMEM DESDE O PERÍODO PRÉ-HISTÓRICO.

AS PEÇAS RESULTANTES TÊM UM CARISMA VERDADEIRAMENTE SURPREENDENTE DANDO UMA SENSAÇÃO DE INTEMPORALIDADE ABSOLUTA. AS VÁRIAS NUANCES DE CÔR DO BRONZE AO LONGO DO SEU PROCESSO DE ENVELHECIMENTO SÃO POR SI MESMO CATIVANTES, DESDE A COLORAÇÃO DO COBRE ATÉ AO VERDE QUE CONHECEMOS DAS ESTÁTUAS. OUTRA CARACTERÍSTICA MUITO IMPORTANTE DO BRONZE É A SUA ACTIVIDADE ANTI-BACTERIANA E ANTI-VIRAL. NÃO EXISTE CRESCIMENTO BACTERIOLÓGICO NAS SUPERFÍCIES DO BRONZE OU DO COBRE. EM MUITAS ESTIRPES O BRONZE OU O COBRE SÃO BACTERICIDAS.

*Bronze is an noble metal alloy used by man since prehistoric times.*

*The reached pieces have a truly amazing charisma giving a feeling of absolute timelessness.*

*The various shades of bronze color throughout their aging process itself is captivating, from the color of copper to green statues that we know.*

*Another very important feature of the bronze is its antibacterial and anti viral activity. There is no bacterial growth on bronze and Copper' surfaces. In many bacteria specimens the Copper or bronze are bactericidal.*

*El bronce es una aleación de metal noble utilizado por el hombre desde tiempos prehistóricos.*

*Las piezas resultantes tienen un carisma verdaderamente sorprendente, dando una sensación de intemporalidad absoluta.*

*Los distintos tonos de color bronce a lo largo de su proceso de envejecimiento en sí mismo es fascinante, desde el color del cobre a los colores verdes de las estatuas verdes que conocemos. Otra característica importante del bronce es su actividad anti-bacteriana y anti-viral. No hay crecimiento bacteriológico en la superficie del bronce o del cobre. En muchas especies el bronce y el cobre son bactericidas.*

 **TIMES SERIES**  
 Bronze material

 **ANTI-BACTERIAL**  
 Bronze material



# TIMES BRONZE MATERIAL

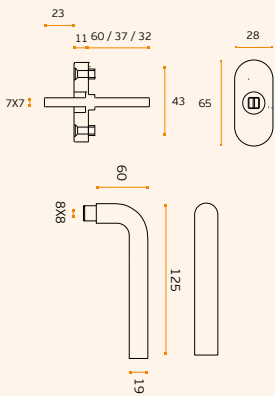
**PUXADORES E ACESSÓRIOS /  
LEVER HANDLES AND ACCESSORIES /  
MANILLAS Y ACCESORIOS.**

## BZ.00.028.DKP

**Mecanismo janela DK  
DK window mechanism  
Mecanismo ventana DK**

**MATERIAL: BRONZE / BRONZE /  
BRONCE**

**ANTI-BACTERIAL**  
Bronze material



SOLID ■

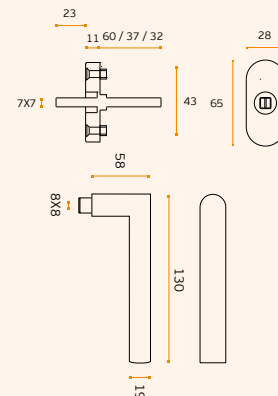


## BZ.00.030.DKP

**Mecanismo janela DK  
DK window mechanism  
Mecanismo ventana DK**

**MATERIAL: BRONZE / BRONZE /  
BRONCE**

**ANTI-BACTERIAL**  
Bronze material



SOLID ■



**Anti-bacterial  
Bronze material**

Mais informação /  
More information /  
Más información:  
**WWW.JNF.PT**

*Pátina natural  
o puxador em bronze  
propositadamente não tem  
tratamento de superfície,  
para que possa desenvolver  
a sua própria pátina ao  
longo do tempo conforme o  
uso e o ambiente onde está  
inserido.*

*Natural patina  
The bronze handle doesn't  
have a surface coating on  
purpose, so it can develop  
its own patina over the  
time according to the use  
and the environment where  
it is inserted.*

*Patina natural  
La manilla de bronze  
intencionalmente no tiene  
tratamiento de superficie,  
para que pueda desarrollar  
su propia patina a lo largo  
del tiempo según el uso  
y el ambiente donde está  
insertado.*

## BZ.00.028.SR

## BZ.03.009.SF

**Placa cega com puxador /  
Blind plate with lever handle /  
Placa ciega con manilla.**

**ANTI-BACTERIAL**  
Bronze material

SOLID ■



BZ.00.028.SR  
BZ.03.009.EC

BZ.00.028.SR  
BZ.03.009.PZ

BZ.00.028.SR  
BZ.03.009.B1

## BZ.00.030.SR

## BZ.03.009.SF

**Placa cega com puxador /  
Blind plate with lever handle /  
Placa ciega con manilla.**

**ANTI-BACTERIAL**  
Bronze material

SOLID ■



BZ.00.030.SR  
BZ.03.009.EC

BZ.00.030.SR  
BZ.03.009.PZ

BZ.00.030.SR  
BZ.03.009.B1



Pag.064



Pag.290



Pag.200



Pag.226



Pag.236



**BZ.04.28R.P08M**  
Entrada de chave normal /  
Normal key hole /  
Bocallave para llave normal.

MATERIAL: BRONZE / BRONZE /  
BRONCE

ACABAMENTO / FINISH / ACABADO:  
STANDARD: RAW



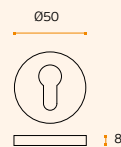
SOLID ■



**BZ.04.28R.Y08M**  
Entrada de chave cilindro europeu /  
European cylinder key hole /  
Bocallave para bombillo.

MATERIAL: BRONZE / BRONZE /  
BRONCE

ACABAMENTO / FINISH / ACABADO:  
STANDARD: RAW



SOLID ■



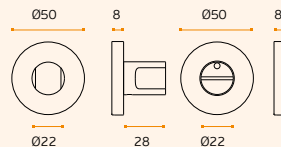
**BZ.04.101 TIMES**  
Fecho de casa de banho /  
Bathroom snib indicator /  
Condeña de baño.



MATERIAL: BRONZE / BRONZE /  
BRONCE

ACABAMENTO / FINISH / ACABADO:  
STANDARD: RAW

QUADRA / SPINDLE /  
QUADRADILLO: 6 x 6MM



**ANTI-BACTERIAL**  
Bronze material

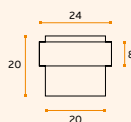
SOLID ■



**BZ.13.121.20**  
Batente de chão /  
Door stopper /  
Tope de puerta.

MATERIAL: BRONZE / BRONZE /  
BRONCE

ACABAMENTO / FINISH / ACABADO:  
STANDARD: RAW



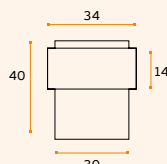
SOLID ■



**BZ.13.121.30**  
Batente de chão /  
Door stopper /  
Tope de puerta.

MATERIAL: BRONZE / BRONZE /  
BRONCE

ACABAMENTO / FINISH / ACABADO:  
STANDARD: RAW



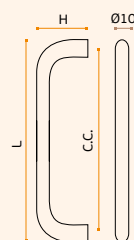
SOLID ■

**BZ.22.202.**  
Asa de móvel /  
Furniture handle /  
Pomo de mueble.

MATERIAL: BRONZE / BRONZE /  
BRONCE

ACABAMENTO / FINISH / ACABADO:  
STANDARD: RAW

C.C.	L	H
128	138	40
160	168	40
192	202	40
224	234	40
320	330	40



**ANTI-BACTERIAL**  
Bronze material

SOLID ■

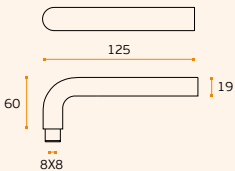


# TIMES BRONZE MATERIAL

**PUXADORES E ACESSÓRIOS /**  
**LEVER HANDLES AND ACCESSORIES /**  
**MANILLAS Y ACCESORIOS.**



**BZ.00.028.RC08M** TIMES  
**Puxador com roseta /**  
**Lever handle with rose /**  
**Manilla con roseta.**



**MATERIAL: BRONZE / BRONZE /**  
**BRONCE**

**ACABAMENTO / FINISH / ACABADO:**  
**STANDARD: RAW**

**CLASSIFICAÇÃO COM ROSETA STANDARD /**  
**WITH STANDARD ROSE CLASSIFICATION /**  
**CLASIFICACIÓN CON ROSETA ESTÁNDAR**

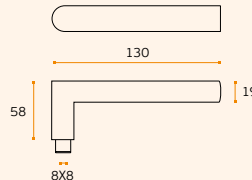


SOLID ■

EN1906 3 7 - 1 0 3 0 A



**BZ.00.030.RC08M** TIMES  
**Puxador com roseta /**  
**Lever handle with rose /**  
**Manilla con roseta.**



**MATERIAL: BRONZE / BRONZE /**  
**BRONCE**

**ACABAMENTO / FINISH / ACABADO:**  
**STANDARD: RAW**

**CLASSIFICAÇÃO COM ROSETA STANDARD /**  
**WITH STANDARD ROSE CLASSIFICATION /**  
**CLASIFICACIÓN CON ROSETA ESTÁNDAR**



SOLID ■

EN1906 3 7 - 1 0 3 0 A



**Anti-bacterial**  
**Bronze material**

Mais informação /  
 More information /  
 Más información:  
**WWW.JNF.PT**

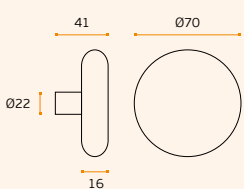
*Pátina natural*  
 o puxador em bronze  
 propositadamente  
 não tem tratamento  
 de superfície,  
 para que possa  
 desenvolver a sua  
 própria pátina ao  
 longo do tempo  
 conforme o uso e o  
 ambiente onde está  
 inserido.

*Natural patina*  
 The bronze handle  
 doesn't have a  
 surface coating on  
 purpose, so it can  
 develop its own  
 patina over the time  
 according to the use  
 and the environment  
 where it is inserted.

*Patina natural*  
 la manilla de bronze  
 intencionalmente no  
 tiene tratamiento de  
 superficie, para que  
 pueda desarrollar  
 su propia patina a  
 lo largo del tiempo  
 según el uso y el  
 ambiente donde está  
 insertada.



**BZ.00.099** TIMES  
**Puxador fixo /**  
**Fixed knob / Pomo fijo**



**MATERIAL: BRONZE / BRONZE /**  
**BRONCE**

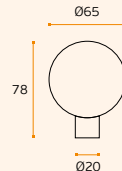
**ACABAMENTO / FINISH / ACABADO:**  
**STANDARD: RAW**



SOLID ■



**BZ.00.090** TIMES  
**Puxador fixo /**  
**Fixed knob / Pomo fijo**



**MATERIAL: BRONZE / BRONZE /**  
**BRONCE**

**ACABAMENTO / FINISH / ACABADO:**  
**STANDARD: RAW**



SOLID ■



Pag.064



Pag.290



Pag.200



Pag.226



Pag.236



## RAW COLORS

PUXADORES E ACESSÓRIOS /  
LEVER HANDLES AND ACCESSORIES /  
MANILLAS Y ACCESORIOS.







# RAW COLORS

**PUXADORES E ACESSÓRIOS /  
LEVER HANDLES AND ACCESSORIES /  
MANILLAS Y ACCESORIOS.**



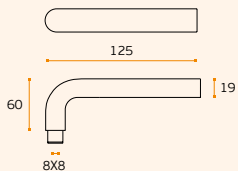
## IN.00.028.RAW

**Puxador / Lever handle / Manilla.  
RC08M (Roseta standard / Standard rose)**



## IN.00.030.RAW

**Puxador / Lever handle / Manilla.  
RC08M (Roseta standard / Standard rose)**



**MATERIAL:** EN 1.4301 / AISI 304

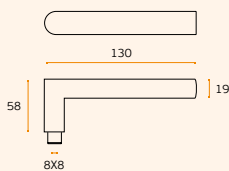
**ACABAMENTO / FINISH / ACABADO:**  
STANDARD: RAW

**CLASSIFICAÇÃO COM ROSETA STANDARD/  
WITH STANDARD ROSE CLASSIFICATION /  
CLASIFICACIÓN CON ROSETA ESTÁNDAR**



TUBULAR

EN1906 3 7 - 1 1 0 3 0 B



**MATERIAL:** EN 1.4301 / AISI 304

**ACABAMENTO / FINISH / ACABADO:**  
STANDARD: RAW

**CLASSIFICAÇÃO COM ROSETA STANDARD/  
WITH STANDARD ROSE CLASSIFICATION /  
CLASIFICACIÓN CON ROSETA ESTÁNDAR**



TUBULAR

EN1906 3 7 - 1 1 0 3 0 B

**.RAW**  
RAW

**.RCO**  
RAW  
copper

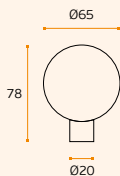
**.RG**  
RAW  
gold

**.BA**  
Black  
anthracite



## IN.00.090.RAW

**Puxador fixo / Fixed knob / Pomo fijo.**



**MATERIAL:** EN 1.4301 / AISI 304

**ACABAMENTO / FINISH / ACABADO:**  
STANDARD: RAW



IN.04.28R.P08N.RAW  
Raw



IN.04.28R.Y08N.RAW  
Raw



IN.13.121.20.RAW  
Raw



IN.13.121.30.RAW  
Raw


Pag.064

Pag.290

Pag.200

Pag.226

Pag.236



**IN.04.101.RAW**

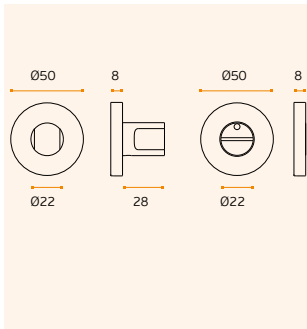
**Fecho casa de banho com ranhura para moeda /**  
Bathroom snib indicator with coin slot /  
Condeña de baño con fenda para moneda.

.RAW  
RAW

.RCO  
RAW  
copper

.RG  
RAW  
gold

.BA  
Black  
anthracite



**MATERIAL:** EN 1.4301 / AISI 304

**ACABAMENTO / FINISH / ACABADO:**  
**STANDARD:** RAW

**QUADRA / SPINDLE / QUADRILLO:**  
6 x 6MM

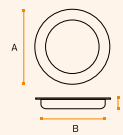
**IN.16.225.RAW**

**Concha de embutir /**  
Flush handle / Cazoleta.

**MATERIAL:** EN 1.4301 / AISI 304

**ACABAMENTO / FINISH / ACABADO:**  
**STANDARD:** RAW BLACK ANTHRACITE

A	B	C
40	35	10
50	40	10
70	60	14
110	102	14




**IN.16.414.RAW**

**Concha de embutir /**  
Flush handle / Cazoleta.

**MATERIAL:** EN 1.4301 / AISI 304

**ACABAMENTO / FINISH / ACABADO:**  
**STANDARD:** RAW


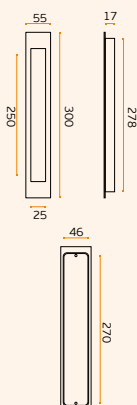


**IN.16.416.RAW**

**Concha de embutir /**  
Flush handle / Cazoleta.

**MATERIAL:** EN 1.4301 / AISI 304

**ACABAMENTO / FINISH / ACABADO:**  
**STANDARD:** RAW



**IN.16.412.RAW**

**Concha de embutir /**  
Flush handle /  
Cazoleta.

**MATERIAL:** EN 1.4301 / AISI 304

**ACABAMENTO / FINISH / ACABADO:**  
**STANDARD:** RAW

**IN.16.410.RAW**

**Concha de embutir /**  
Flush handle /  
Cazoleta.

**MATERIAL:** EN 1.4301 / AISI 304

**ACABAMENTO / FINISH / ACABADO:**  
**STANDARD:** RAW

☐  
Pag.064

☐  
Pag.290

☐  
Pag.200

☐  
Pag.226

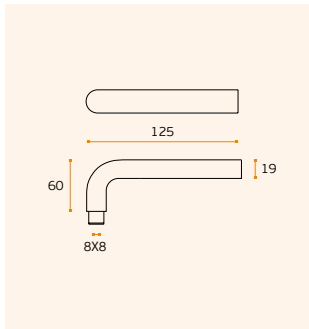
☐  
Pag.236

# RAW COLORS COPPER

**PUXADORES E ACESSÓRIOS /  
LEVER HANDLES AND ACCESSORIES /  
MANILLAS Y ACCESORIOS.**



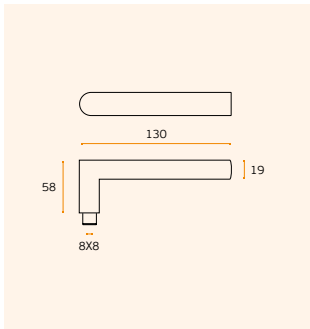
**IN.00.028.RCO**  
Puxador / Lever handle / Manilla.  
RC08M (Roseta standard / Standard rose)



**MATERIAL:** EN 1.4301 / AISI 304  
**ACABAMENTO / FINISH / ACABADO:**  
STANDARD: RAW COPPER  
**PARA USO MODERADO NO  
INTERIOR / FOR MODERATE USE IN  
INTERIOR / PARA USO MODERADO  
EN INTERIORES.**  
**CLASSIFICAÇÃO COM ROSETA STANDARD/  
WITH STANDARD ROSE CLASSIFICATION /  
CLASIFICACIÓN CON ROSETA ESTÁNDAR**  
 TUBULAR   
EN1906 2 7 - 1 1 0 2 0 B



**IN.00.030.RCO**  
Puxador / Lever handle / Manilla.  
RC08M (Roseta standard / Standard rose)



**MATERIAL:** EN 1.4301 / AISI 304  
**ACABAMENTO / FINISH / ACABADO:**  
STANDARD: RAW COPPER  
**PARA USO MODERADO NO  
INTERIOR / FOR MODERATE USE IN  
INTERIOR / PARA USO MODERADO  
EN INTERIORES.**  
**CLASSIFICAÇÃO COM ROSETA STANDARD/  
WITH STANDARD ROSE CLASSIFICATION /  
CLASIFICACIÓN CON ROSETA ESTÁNDAR**  
 TUBULAR   
EN1906 2 7 - 1 1 0 2 0 B

.RAW  
RAW

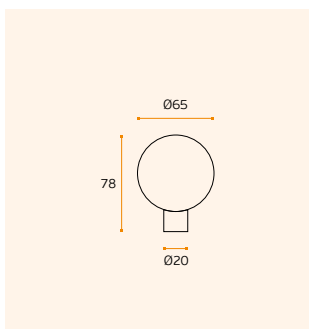
.RCO  
RAW  
copper

.RG  
RAW  
gold

.BA  
Black  
anthracite



**IN.00.090.RCO**  
Puxador fixo / Fixed knob / Pomo fijo.



**MATERIAL:** EN 1.4301 / AISI 304  
**ACABAMENTO / FINISH / ACABADO:**  
STANDARD: RAW COPPER  
**PARA USO MODERADO NO  
INTERIOR / FOR MODERATE USE IN  
INTERIOR / PARA USO MODERADO  
EN INTERIORES.**



IN.04.28R.P08N.RCO  
Raw copper



IN.04.28R.Y08N.RCO  
Raw copper



IN.13.121.20.RCO  
Raw copper



IN.13.121.30.RCO  
Raw copper

  
Pag.064

  
Pag.290

  
Pag.200

  
Pag.226

  
Pag.236



**IN.04.101.RCO**

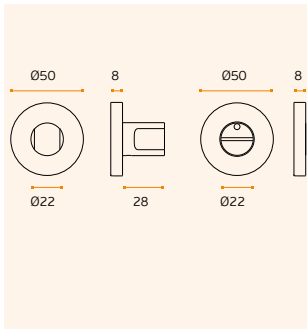
**Fecho casa de banho com ranhura para moeda /  
Bathroom snib indicator with coin slot /  
Condeña de baño con fenda para moneda.**

.RAW  
RAW

.RCO  
RAW  
copper

.RG  
RAW  
gold

.BA  
Black  
anthracite



**MATERIAL:** EN 1.4301 / AISI 304

**ACABAMENTO / FINISH / ACABADO:**  
**STANDARD:** RAW COPPER

**QUADRA / SPINDLE / QUADRILLO:**  
6 x 6MM

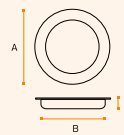
**IN.16.225.RCO**

**Concha de embutir /  
Flush handle / Cazoleta.**

**MATERIAL:** EN 1.4301 / AISI 304

**ACABAMENTO / FINISH / ACABADO:**  
**STANDARD:** RAW BLACK ANTHRACITE

A	B	C
40	35	10
50	40	10
70	60	14
110	102	14



**IN.16.414.RCO**

**Concha de embutir /  
Flush handle / Cazoleta.**

**MATERIAL:** EN 1.4301 / AISI 304

**ACABAMENTO / FINISH / ACABADO:**  
**STANDARD:** RAW COPPER

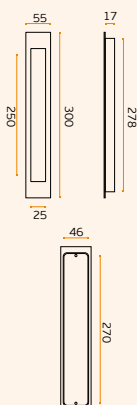


**IN.16.416.RCO**

**Concha de embutir /  
Flush handle / Cazoleta.**

**MATERIAL:** EN 1.4301 / AISI 304

**ACABAMENTO / FINISH / ACABADO:**  
**STANDARD:** RAW COPPER



**IN.16.412.RCO**

**Concha de embutir /  
Flush handle /  
Cazoleta.**

**MATERIAL:** EN 1.4301 / AISI 304

**ACABAMENTO / FINISH / ACABADO:**  
**STANDARD:** RAW COPPER



**IN.16.410.RCO**

**Concha de embutir /  
Flush handle /  
Cazoleta.**

**MATERIAL:** EN 1.4301 / AISI 304

**ACABAMENTO / FINISH / ACABADO:**  
**STANDARD:** RAW COPPER

☐  
Pag.064

☐  
Pag.290

☐  
Pag.200

☐  
Pag.226

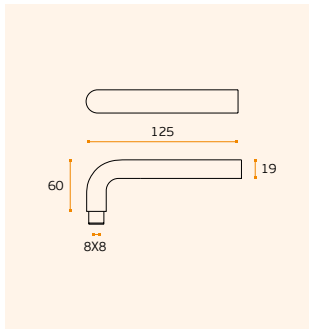
☐  
Pag.236

# RAW COLORS GOLD

**PUXADORES E ACESSÓRIOS /  
LEVER HANDLES AND ACCESSORIES /  
MANILLAS Y ACCESORIOS.**



**IN.00.028.RG**  
Puxador / Lever handle / Manilla.  
RC08M (Roseta standard / Standard rose)

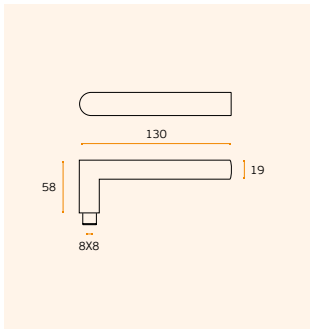


**MATERIAL:** EN 1.4301 / AISI 304  
**ACABAMENTO / FINISH / ACABADO:**  
STANDARD: RAW GOLD  
**PARA USO MODERADO NO  
INTERIOR / FOR MODERATE USE IN  
INTERIOR / PARA USO MODERADO  
EN INTERIORES.**  
**CLASSIFICAÇÃO COM ROSETA STANDARD/  
WITH STANDARD ROSE CLASSIFICATION /  
CLASIFICACIÓN CON ROSETA ESTÁNDAR**

TUBULAR   
EN1906 2 7 - 1 1 0 2 0 B



**IN.00.030.RG**  
Puxador / Lever handle / Manilla.  
RC08M (Roseta standard / Standard rose)



**MATERIAL:** EN 1.4301 / AISI 304  
**ACABAMENTO / FINISH / ACABADO:**  
STANDARD: RAW GOLD  
**PARA USO MODERADO NO  
INTERIOR / FOR MODERATE USE IN  
INTERIOR / PARA USO MODERADO  
EN INTERIORES.**  
**CLASSIFICAÇÃO COM ROSETA STANDARD/  
WITH STANDARD ROSE CLASSIFICATION /  
CLASIFICACIÓN CON ROSETA ESTÁNDAR**

TUBULAR   
EN1906 2 7 - 1 1 0 2 0 B

.RAW  
RAW

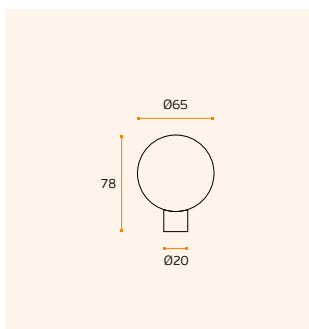
.RCO  
RAW  
copper

.RG  
RAW  
gold

.BA  
Black  
anthracite




**IN.00.090.RG**  
Puxador fixo / Fixed knob / Pomo fijo.



**MATERIAL:** EN 1.4301 / AISI 304  
**ACABAMENTO / FINISH / ACABADO:**  
STANDARD: RAW GOLD  
**PARA USO MODERADO NO  
INTERIOR / FOR MODERATE USE IN  
INTERIOR / PARA USO MODERADO  
EN INTERIORES.**



IN.04.28R.P08N.RG  
Raw gold



IN.04.28R.Y08N.RG  
Raw gold



IN.13.121.20.RG  
Raw gold



IN.13.121.30.RG  
Raw gold


Pag.064

Pag.290

Pag.200

Pag.226

Pag.236



**IN.04.101.RG**

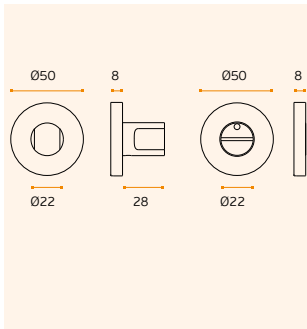
**Fecho casa de banho com ranhura para moeda /  
Bathroom snib indicator with coin slot /  
Condeña de baño con fenda para moneda.**

.RAW  
RAW

.RCO  
RAW  
copper

.RG  
RAW  
gold

.BA  
Black  
anthracite



**MATERIAL:** EN 1.4301 / AISI 304

**ACABAMENTO / FINISH / ACABADO:**  
STANDARD: RAW GOLD

**QUADRA / SPINDLE / QUADRILLO:**  
6 x 6MM

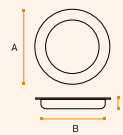
**IN.16.225.RG**

**Concha de embutir /  
Flush handle / Cazoleta.**

**MATERIAL:** EN 1.4301 / AISI 304

**ACABAMENTO / FINISH / ACABADO:**  
STANDARD: RAW BLACK ANTHRACITE

A	B	C
40	35	10
50	40	10
70	60	14
110	102	14



**IN.16.414.RG**

**Concha de embutir /  
Flush handle / Cazoleta.**

**MATERIAL:** EN 1.4301 / AISI 304

**ACABAMENTO / FINISH / ACABADO:**  
STANDARD: RAW GOLD

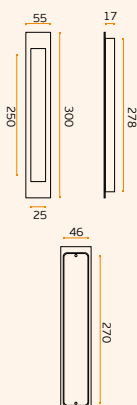


**IN.16.416.RG**

**Concha de embutir /  
Flush handle / Cazoleta.**

**MATERIAL:** EN 1.4301 / AISI 304

**ACABAMENTO / FINISH / ACABADO:**  
STANDARD: RAW GOLD



**IN.16.412.RG**

**Concha de embutir /  
Flush handle /  
Cazoleta.**

**MATERIAL:** EN 1.4301 / AISI 304

**ACABAMENTO / FINISH / ACABADO:**  
STANDARD: RAW GOLD



**IN.16.410.RG**

**Concha de embutir /  
Flush handle /  
Cazoleta.**

**MATERIAL:** EN 1.4301 / AISI 304

**ACABAMENTO / FINISH / ACABADO:**  
STANDARD: RAW GOLD

☰  
Pag.064

☰  
Pag.290

☰  
Pag.200

☰  
Pag.226

☰  
Pag.236

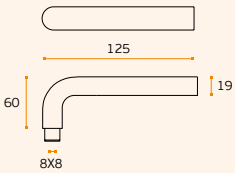
# RAW COLORS BLACK ANTHRACITE

**PUXADORES E ACESSÓRIOS /  
LEVER HANDLES AND ACCESSORIES /  
MANILLAS Y ACCESORIOS.**



## IN.00.028.BA

**Puxador / Lever handle / Manilla.  
RC08M (Roseta standard / Standard rose)**



**MATERIAL:** EN 1.4301 / AISI 304

**ACABAMENTO / FINISH / ACABADO:  
STANDARD:** RAW BLACK ANTHRACITE

**PARA USO MODERADO NO  
INTERIOR / FOR MODERATE USE IN  
INTERIOR / PARA USO MODERADO  
EN INTERIORES.**

**CLASSIFICAÇÃO COM ROSETA STANDARD/  
WITH STANDARD ROSE CLASSIFICATION /  
CLASIFICACIÓN CON ROSETA ESTÁNDAR**



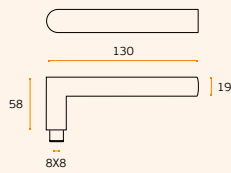
TUBULAR

EN1906 2 7 - 1 0 2 0 B



## IN.00.030.BA

**Puxador / Lever handle / Manilla.  
RC08M (Roseta standard / Standard rose)**



**MATERIAL:** EN 1.4301 / AISI 304

**ACABAMENTO / FINISH / ACABADO:  
STANDARD:** RAW BLACK ANTHRACITE

**PARA USO MODERADO NO  
INTERIOR / FOR MODERATE USE IN  
INTERIOR / PARA USO MODERADO  
EN INTERIORES.**

**CLASSIFICAÇÃO COM ROSETA STANDARD/  
WITH STANDARD ROSE CLASSIFICATION /  
CLASIFICACIÓN CON ROSETA ESTÁNDAR**



TUBULAR

EN1906 2 7 - 1 0 2 0 B

**.RAW**  
RAW

**.RCO**  
RAW  
copper

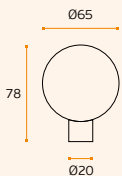
**.RG**  
RAW  
gold

**.BA**  
Black  
anthracite



## IN.00.090.BA

**Puxador fixo / Fixed knob / Pomo fijo.**



**MATERIAL:** EN 1.4301 / AISI 304

**ACABAMENTO / FINISH / ACABADO:  
STANDARD:** RAW BLACK ANTHRACITE

**PARA USO MODERADO NO  
INTERIOR / FOR MODERATE USE IN  
INTERIOR / PARA USO MODERADO  
EN INTERIORES.**



IN.04.28R.P08N.BA  
Raw black anthracite



IN.04.28R.Y08N.BA  
Raw black anthracite



IN.13.121.20.BA  
Raw black anthracite



IN.13.121.30.BA  
Raw black anthracite

Pag.064

Pag.290

Pag.200

Pag.226

Pag.236





**IN.04.101.BA**

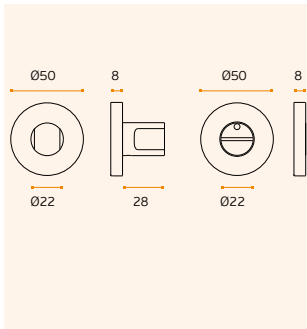
**Fecho casa de banho com ranhura para moeda /**  
Bathroom snib indicator with coin slot /  
Condeña de baño con fenda para moneda.

.RAW  
RAW

.RCO  
RAW  
copper

.RG  
RAW  
gold

.BA  
Black  
anthracite



**MATERIAL:** EN 1.4301 / AISI 304

**ACABAMENTO / FINISH / ACABADO:**  
STANDARD: RAW BLACK ANTHRACITE

**QUADRA / SPINDLE / QUADRILLO:**  
6 x 6MM

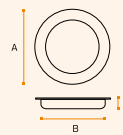
**IN.16.225.BA**

**Concha de embutir /**  
Flush handle / Cazoleta.

**MATERIAL:** EN 1.4301 / AISI 304

**ACABAMENTO / FINISH / ACABADO:**  
STANDARD: RAW BLACK ANTHRACITE

A	B	C
40	35	10
50	40	10
70	60	14
110	102	14



**IN.16.414.BA**

**Concha de embutir /**  
Flush handle / Cazoleta.

**MATERIAL:** EN 1.4301 / AISI 304

**ACABAMENTO / FINISH / ACABADO:**  
STANDARD: RAW BLACK ANTHRACITE

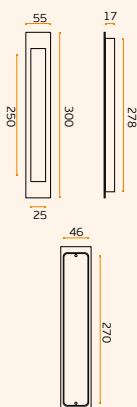


**IN.16.416.BA**

**Concha de embutir /**  
Flush handle / Cazoleta.

**MATERIAL:** EN 1.4301 / AISI 304

**ACABAMENTO / FINISH / ACABADO:**  
STANDARD: RAW BLACK ANTHRACITE



**IN.16.412.BA**

**Concha de embutir /**  
Flush handle /  
Cazoleta.

**MATERIAL:** EN 1.4301 / AISI 304

**ACABAMENTO / FINISH / ACABADO:**  
STANDARD: RAW BLACK ANTHRACITE



**IN.16.410.BA**

**Concha de embutir /**  
Flush handle /  
Cazoleta.

**MATERIAL:** EN 1.4301 / AISI 304

**ACABAMENTO / FINISH / ACABADO:**  
STANDARD: RAW BLACK ANTHRACITE

Pag.064

Pag.290

Pag.200

Pag.226

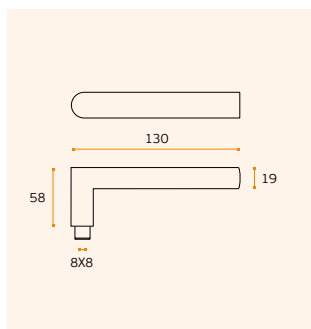
Pag.236

# FREELINE

PUXADORES E ACESSÓRIOS / LEVER HANDLES AND ACCESSORIES / MANILLAS Y ACCESORIOS.



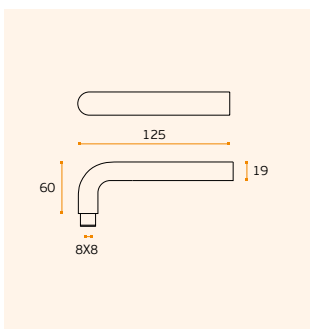
**IN.00.330 FREELINE**  
Puxador / Lever handle / Manilla.  
RC08N (Roseta standard / Standard rose)



**MATERIAL:** EN 1.4301 / AISI 304  
**ACABAMENTO / FINISH / ACABADO:**  
**STANDARD:** SATINADO / SATIN / SATIN  
**FREELINE**  
TUBULAR □  
EN1906 2 7 - 0 0 3 0 B



**IN.00.328 FREELINE**  
Puxador / Lever handle / Manilla.  
RC08N (Roseta standard / Standard rose)



**MATERIAL:** EN 1.4301 / AISI 304  
**ACABAMENTO / FINISH / ACABADO:**  
**STANDARD:** SATINADO / SATIN / SATIN  
**FREELINE**  
TUBULAR □  
EN1906 2 7 - 0 0 3 0 B



Pag.064



Pag.290



Pag.200



Pag.226



Pag.236

A SÉRIE DE PUXADORES "FREELINE" FOI DESENVOLVIDA PARA UTILIZAÇÃO EM PORTAS DO TIPO RESIDÊNCIAL COM POUCA FREQUÊNCIA DE USO. A ROSETA É FABRICADA EM NYLON COM DESENHO EXCLUSIVO JNF, AS DIMENSÕES SÃO AS MESMAS QUE OS RESTANTES ACESSÓRIOS DO NOSSO CATÁLOGO.

RECOMENDAMOS A UTILIZAÇÃO DESTA GAMA DE PUXADORES QUANDO A FREQUÊNCIA DE USO É MODERADA OU BAIXA E O ORÇAMENTO É DETERMINANTE NA DECISÃO.

THE "FREELINE" HANDLE SERIES HAS BEEN DEVELOPED FOR USE ON RESIDENTIAL DOORS WITH LOW FREQUENCY OF USE. THE ROSETTE IS MADE OF NYLON WITH EXCLUSIVE JNF DESIGN, THE DIMENSIONS ARE THE SAME AS THE OTHER ACCESSORIES IN OUR CATALOGUE.

WE RECOMMEND USING THIS RANGE OF HANDLES WHEN THE FREQUENCY OF USE IS MODERATE OR LOW AND THE BUDGET IS DECISIVE IN THE DECISION.

LAS MANILLAS "FREELINE" HAN SIDO DESARROLADAS PARA UTILIZACION EN PUERTAS DE TIPO RESIDENCIAL CON Poca FRECUENCIA DE USO. LA ROSETA ES FABRICADA EN NYLON CON UN DISEÑO ÚNICO JNF, LAS DIMENSIONES SON LAS MISMAS QUE LAS DE OTROS ACCESORIOS DE NUESTRO CATÁLOGO.

RECOMENDAMOS EL USO DE ESTA GAMA DE MANILLAS CUANDO LA FRECUENCIA DE USO ES MODERADO O BAJO Y EL PRESUPUESTO ES UN FACTOR DETERMINANTE EN LA DECISIÓN.

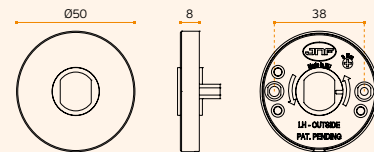


### RC08N

Roseta com base nylon, reversível e com mola /  
Nylon base rose, reversible and with spring /  
Roseta con base en nylon, reversible y con muelle.

MATERIAL: EN 1.4301 / AISI 304

ACABAMENTO / FINISH / ACABADO: STANDARD: SATINADO / SATIN / SATIN



**IN.04.28R.P08N**  
Entrada de chave normal /  
Normal key hole /  
Bocallave para llave normal.

MATERIAL: EN 1.4301 / AISI 304

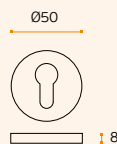
ACABAMENTO / FINISH / ACABADO: STANDARD: NYLON



**IN.04.28R.Y08N**  
Entrada de chave para cilindro /  
European cylinder key hole /  
Bocallave para bombillo.

MATERIAL: EN 1.4301 / AISI 304

ACABAMENTO / FINISH / ACABADO: STANDARD: NYLON

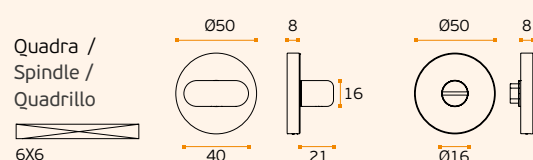


**IN.04.115**  
Fecho casa de banho com ranhura para moeda /  
Bathroom snib indicator with coin slot /  
Condeña de baño con fenda para moneda.

MATERIAL: EN 1.4301 / AISI 304

ACABAMENTO / FINISH / ACABADO: STANDARD: SATINADO / SATIN / SATIN

QUADRA / SPINDLE / QUADRILLO: 6 x 6MM



Pag.064



Pag.290



Pag.200



Pag.226




Pag.236

## ROSETAS / ROSES / ROSETAS

PUXADORES E ACESSÓRIOS /  
 LEVER HANDLES AND ACCESSORIES /  
 MANILLAS Y ACCESORIOS.

# LESS IS MORE



Reduzindo ao mínimo a expressão de alguns elementos, conseguem-se formas depuradas com maior valor estético. Sistema de roseta aplicável a qualquer modelo de puxador JNF. Apenas 1mm de espessura visível e simultaneamente com as fixações ocultas. Possível aplicar em portas desde 35 a 50mm de espessura.

By minimizing the expression of certain elements, it's possible to reach purified forms with greater aesthetic value. Rose system applicable with any JNF lever handle model. Only 1mm thickness visible and simultaneously with hidden fixings. Possible to use in doors with 35 to 50mm thickness.

Reduciendo al mínimo la expresión de algunos elementos se consiguen formas depuradas con mayor valor estético. Sistema de roseta aplicable a cualquier modelo de manilla JNF. Sólo con 1mm de espesor visible y simultáneamente con las fijaciones ocultas. Posible de aplicar en puertas con 35 a 50mm de espesor.

## LESS IS MORE

Uso recomendado com fechaduras de GRAU 3 e preparadas para "LESS IS MORE"

Recommended use with GRADE 3 locks and "LESS IS MORE" type

Uso recomendado con cerraduras de grado 3 y tipo "LESS IS MORE"



**1**  
**Parafuso sextavado inox desenho JNF/**  
 Stainless steel Allen Screw  
 JNF design / Tornillo inox  
 exclusivo JNF

**2**  
**Puxador /**  
 Lever handle /  
 Manilla

**3**  
**Anilha /**  
 Washer /  
 Arandela

**4**  
**Espelho em aço inox 1mm**  
 visível / Stainless steel  
 cover with visible 1mm /  
 Roseta en acero inox con  
 1mm visible

**5**  
**Parafuso DIN 7991 M4x20mm /**  
 Screw DIN 7991 M4x20mm /  
 Tornillo DIN 7991 M4x20mm

**6**  
**Base metálica /**  
 Metallic base /  
 Base metálica.

**7**  
**Quadra metálica 8x8mm /**  
 Spindle 8x8mm /  
 Cuadrado 8x8mm.

.P  
Mirror  
finish

.TB  
PVD  
Titanium  
black

.TG  
PVD  
Titanium  
gold

.TCO  
PVD  
Titanium  
copper

.TCH  
PVD  
Titanium  
chocolate




R01M.35.TB  
Titanium Black



R01M.35.TG  
Titanium Gold



R01M.35.TCO  
Titanium Copper



R01M.35.TCH  
Titanium Chocolate

**R01M.35**  
Roseta aplicável a qualquer modelo de puxador JNF / Rose system applicable with any JNF lever handle model. Roseta aplicable a cualquier modelo de manilla JNF.

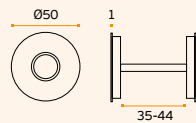


**MATERIAL:** EN 1.4301 / AISI 304

**ACABAMENTO / FINISH / ACABADO:**  
**STANDARD:** SATINADO / SATIN / SATIN

**OPTIONAL:** PVD TITANIUM COATED

.TB / .TG / .TCO / .TCH



LESS IS MORE



R01M.45.TB  
Titanium Black



R01M.45.TG  
Titanium Gold



R01M.45.TCO  
Titanium Copper



R01M.45.TCH  
Titanium Chocolate

**R01M.45**  
Roseta aplicável a qualquer modelo de puxador JNF / Rose system applicable with any JNF lever handle model. Roseta aplicable a cualquier modelo de manilla JNF.

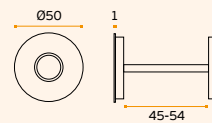


**MATERIAL:** EN 1.4301 / AISI 304


**ACABAMENTO / FINISH / ACABADO:**  
**STANDARD:** SATINADO / SATIN / SATIN

**OPTIONAL:** PVD TITANIUM COATED

.TB / .TG / .TCO / .TCH



LESS IS MORE



**IN.04.004.35 / IN.04.004.45**  
Fecho de WC com indicador "Livre / Ocupado" /  
Bathroom lock with indicator "Vacant / Occupied" /  
Cierre de baño con Indicador "Libre / Ocupado".



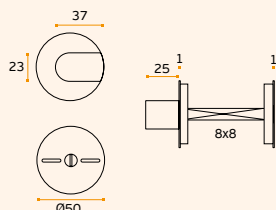
35 → 44  
45 → 54

**MATERIAL:** EN 1.4301 / AISI 304

**ACABAMENTO / FINISH / ACABADO:**  
**STANDARD:** SATINADO / SATIN / SATIN

**OPTIONAL:** PVD TITANIUM COATED

.TB / .TG / .TCO / .TCH



LESS IS MORE



**IN.04.006.35 / IN.04.006.45**  
Fecho de WC sem indicador /  
Bathroom lock without indicator /  
Cierre de baño sin el indicador.



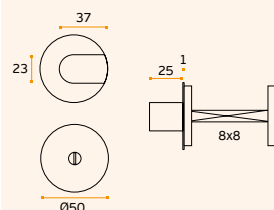
35 → 44  
45 → 54

**MATERIAL:** EN 1.4301 / AISI 304

**ACABAMENTO / FINISH / ACABADO:**  
**STANDARD:** SATINADO / SATIN / SATIN

**OPTIONAL:** PVD TITANIUM COATED

.TB / .TG / .TCO / .TCH



LESS IS MORE



# LESS IS MORE

PUXADORES E ACESSÓRIOS /  
LEVER HANDLES AND ACCESSORIES /  
MANILLAS Y ACCESORIOS.



LESS IS MORE



**IN.04.RC01M**  
Entrada de chave metálica cega /  
Metallic blind key hole /  
Bocallave metálica ciega.

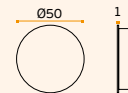


**MATERIAL:** EN 1.4301 / AISI 304

**ACABAMENTO / FINISH / ACABADO:**  
STANDARD: SATINADO / SATIN / SATIN

**OPTIONAL:** PVD TITANIUM COATED

**.TB / .TG / .TCO / .TCH**



LESS IS MORE

**.P**  
Mirror  
finish

**.TB**  
PVD  
Titanium  
black

**.TG**  
PVD  
Titanium  
gold

**.TCO**  
PVD  
Titanium  
copper

**.TCH**  
PVD  
Titanium  
chocolate



**IN.04.RP01M**  
Entrada de chave metálica  
para chave normal /  
Metallic key hole for normal key  
Bocallave metálica para llave normal.

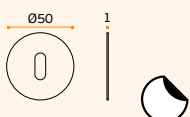


**MATERIAL:** EN 1.4301 / AISI 304

**ACABAMENTO / FINISH / ACABADO:**  
STANDARD: SATINADO / SATIN / SATIN

**OPTIONAL:** PVD TITANIUM COATED

**.TB / .TG / .TCO / .TCH**



LESS IS MORE



**IN.04.RY01M**  
Entrada de chave metálica  
para cilindro /  
Metallic key hole for european cylinder /  
Bocallave metálica para bombillo.

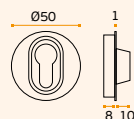


**MATERIAL:** EN 1.4301 / AISI 304

**ACABAMENTO / FINISH / ACABADO:**  
STANDARD: SATINADO / SATIN / SATIN

**OPTIONAL:** PVD TITANIUM COATED

**.TB / .TG / .TCO / .TCH**



LESS IS MORE



**IN.04.RY01MB**  
Entrada de chave metálica para  
cilindro europeu /  
Metallic key hole for european  
cylinder / Bocallave metálica para  
bombillo europeo.



**MATERIAL:** EN 1.4301 / AISI 304

**ACABAMENTO / FINISH / ACABADO:**  
STANDARD: SATINADO / SATIN / SATIN

**OPTIONAL:** PVD TITANIUM COATED

**.TB / .TG / .TCO / .TCH**



LESS IS MORE



**IN.04.RK01M**  
Entrada de cilindro Suíço /  
Swiss cylinder key hole /  
Bocallave para bombillo Suízo.

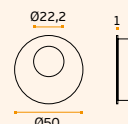


**MATERIAL:** EN 1.4301 / AISI 304

**ACABAMENTO / FINISH / ACABADO:**  
STANDARD: SATINADO / SATIN / SATIN

**OPTIONAL:** PVD TITANIUM COATED

**.TB / .TG / .TCO / .TCH**



LESS IS MORE



.P  
Mirror  
finish

.TB  
PVD  
Titanium  
black

.TG  
PVD  
Titanium  
gold

.TCO  
PVD  
Titanium  
copper

.TCH  
PVD  
Titanium  
chocolate



### Q03M.35

Roseta aplicável a qualquer modelo de puxador JNF / Roseta aplicable a cualquier modelo de manilla JNF / Rose system applicable with any JNF lever handle model.

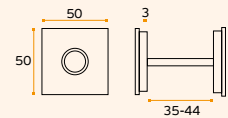


**MATERIAL:** EN 1.4301 / AISI 304

**ACABAMENTO / FINISH / ACABADO:**  
**STANDARD:** SATINADO / SATIN / SATIN

**OPTIONAL:** PVD TITANIUM COATED

.TB / .TG / .TCO / .TCH



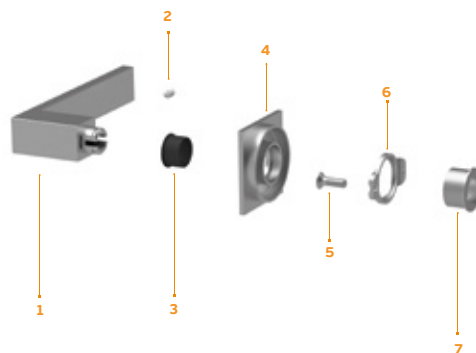
LESS IS MORE

## LESS IS MORE

Usado recomendado com fechaduras de GRAU 3 e preparadas para "LESS IS MORE"

Recommended use with GRADE 3 locks and "LESS IS MORE" type

Usado recomendado con cerraduras de grado 3 y tipo "LESS IS MORE"



**1**  
Puxador. /  
Lever handle /  
Manilla.

**2**  
Parafuso Sextavado Inox.  
Desenho JNF /Stainless Steel  
Allen Screw. JNF design/  
Tornillo Inox. Exclusivo JNF.

**3**  
Anilha /  
Washer /  
Arandela

**4**  
Espelho em aço inox 3mm  
visível / Stainless steel cover  
with visible 3mm / Roseta en  
acero inox con visible 3mm.

**5**  
Parafuso DIN 7991 M4 x  
20mm / Screw DIN 7991 M4 x  
20mm / Tornillo DIN 7991 M4  
x 20mm.

**6**  
Base metálica. /  
Metallic base. /  
Base metálica.



**7**  
Base metálica. /  
Metallic base. /  
Base metálica.

**8**  
Quadra metálica  
8x8mm. /  
Spindle 8x8mm. /  
Cuadradillo 8x8mm.



Security  
washer



Thickness  
plate



Normal  
key



European  
cylinder



WC  
closure



without  
hole



# LESS IS MORE

PUXADORES E ACESSÓRIOS /  
 LEVER HANDLES AND ACCESSORIES /  
 MANILLAS Y ACCESORIOS.



## Q03M.45

Roseta aplicável a qualquer modelo de puxador JNF / Roseta aplicable a cualquier modelo de manilla JNF / Rose system applicable with any JNF lever handle model.

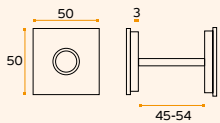


MATERIAL: EN 1.4301 / AISI 304

ACABAMENTO / FINISH / ACABADO: STANDARD: SATINADO / SATIN / SATIN

OPTIONAL: PVD TITANIUM COATED

.TB / .TG / .TCO / .TCH



LESS IS MORE



## IN.04.QY03MB

Entrada de chave metálica para cilindro europeu / Metallic key hole for european cylinder / Bocallave metálica para bombillo europeo.

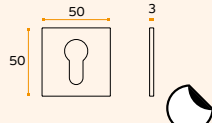


MATERIAL: EN 1.4301 / AISI 304

ACABAMENTO / FINISH / ACABADO: STANDARD: SATINADO / SATIN / SATIN

OPTIONAL: PVD TITANIUM COATED

.TB / .TG / .TCO / .TCH



LESS IS MORE



## IN.04.QP03M

Entrada de chave metálica para chave normal / Metallic key hole for normal key / Bocallave metálica para llave normal.

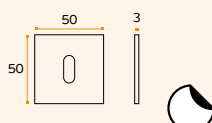


MATERIAL: EN 1.4301 / AISI 304

ACABAMENTO / FINISH / ACABADO: STANDARD: SATINADO / SATIN / SATIN

OPTIONAL: PVD TITANIUM COATED

.TB / .TG / .TCO / .TCH



LESS IS MORE



## IN.04.QY03M

Entrada de chave metálica para cilindro / Metallic key hole for european cylinder / Bocallave metálica para bombillo.

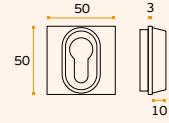


MATERIAL: EN 1.4301 / AISI 304

ACABAMENTO / FINISH / ACABADO: STANDARD: SATINADO / SATIN / SATIN

OPTIONAL: PVD TITANIUM COATED

.TB / .TG / .TCO / .TCH



LESS IS MORE

.P  
Mirror finish

.TB  
PVD  
Titanium black

.TG  
PVD  
Titanium gold

.TCO  
PVD  
Titanium copper

.TCH  
PVD  
Titanium chocolate



## IN.04.014

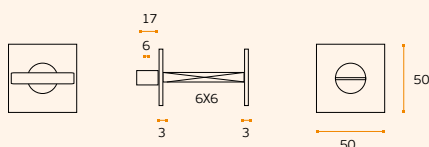
Fecho de WC sem indicador de cor "Livre/Ocupado" / Bathroom lock without colour indicator / Cierre de baño sin el indicador del color



MATERIAL: EN 1.4301 / AISI 304

ACABAMENTO / FINISH / ACABADO: STANDARD: SATINADO / SATIN / SATIN

OPTIONAL: PVD TITANIUM COATED .TB / .TG / .TCO / .TCH



LESS IS MORE



## IN.04.QC03M

Entrada de chave metálica cega / Metallic blind key hole / Bocallave metálica ciega.

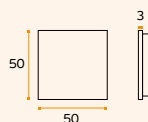


MATERIAL: EN 1.4301 / AISI 304

ACABAMENTO / FINISH / ACABADO: STANDARD: SATINADO / SATIN / SATIN

OPTIONAL: PVD TITANIUM COATED

.TB / .TG / .TCO / .TCH



LESS IS MORE



## IN.04.QK03M

Entrada de cilindro Suíço / Swiss cylinder key hole / Bocallave para bombillo Suizo.

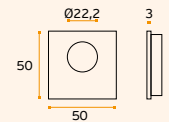


MATERIAL: EN 1.4301 / AISI 304

ACABAMENTO / FINISH / ACABADO: STANDARD: SATINADO / SATIN / SATIN

OPTIONAL: PVD TITANIUM COATED

.TB / .TG / .TCO / .TCH



LESS IS MORE

Security washer

Thickness plate

Normal key

European cylinder

WC closure

without hole



# EVEN LESS



**Conceito EVEN LESS: roseta e acessórios, onde a presença dos elementos de fixação do puxador fica reduzida ao mínimo possível para garantir o funcionamento suave e preciso.**

**Com apenas 1mm de espessura visível, um diâmetro de 25mm e a possibilidade de ser aplicado com qualquer modelo de puxador JNF.**

*EVEN LESS concept: rose and accessories, where the presence of fixing elements of the handle is reduced to the minimum possible to ensure the smooth and precise function. With only 1mm. visible thick, 25mm diameter and a possibility to be applied with any type of JNF lever handle.*

*Concepto EVEN LESS: roseta y accesorios, donde la presencia de fijación de la manilla se reduce al mínimo posible para asegurar el correcto y preciso funcionamiento. Con sólo 1mm de espesor visible, 25mm de diámetro y una posibilidad de ser aplicado con cualquier tipo de manilla JNF.*



**Uso recomendado com fechaduras de grau 3**

*Uso recomendado con cerraduras de grado 3*

*Recommended use with grade 3 locks*



## EVEN LESS

PUXADORES E ACESSÓRIOS /  
 LEVER HANDLES AND ACCESSORIES /  
 MANILLAS Y ACCESORIOS.

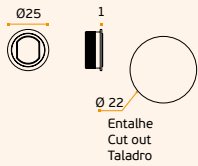


### RO1S EVEN LESS


**Roseta aplicável a qualquer modelo de puxador JNF /**  
 Rose system applicable with any JNF lever handle model /  
 Roseta aplicable a cualquier modelo de manilla JNF.

**MATERIAL:** EN 1.4301 / AISI 304

**ACABAMENTO / FINISH / ACABADO:**  
**STANDARD:** SATINADO / SATIN / SATIN



EVEN•LESS



**Uso recomendado com fechaduras de grau 3**

Uso recomendado con cerraduras de grado 3 Recommended use with grade 3 locks



**1 Parafuso Sextavado Inox. Desenho JNF. /**  
 Stainless Steel Allen Screw. JNF design / Tornillo Inox. Exclusivo JNF

**2 Puxador /**  
 Lever handle / Manilla

**3 Anilha /**  
 Washer / Arandela

**4 Espelho em aço inox 1mm visível /**  
 Stainless steel cover with visible 1mm / Roseta en acero inox con 1mm visible

**5 Quadra metálica 8x8mm. /**  
 Spindle 8x8mm. / Cuadradillo 8x8mm.

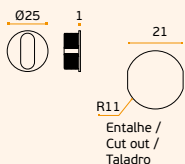


### IN.04.RP01S

**Entrada de chave metálica para chave normal /**  
 Metallic key hole for normal key / Bocallave metálica para llave normal.

**MATERIAL:** EN 1.4301 / AISI 304

**ACABAMENTO / FINISH / ACABADO:**  
**STANDARD:** SATINADO / SATIN / SATIN



EVEN•LESS

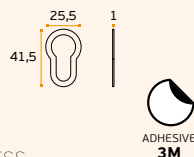


### IN.04.RY01S

**Entrada de chave metálica para cilindro europeu /**  
 Metallic key hole for european cylinder / Bocallave metálica para bombillo europeo.

**MATERIAL:** EN 1.4301 / AISI 304

**ACABAMENTO / FINISH / ACABADO:**  
**STANDARD:** SATINADO / SATIN / SATIN



EVEN•LESS

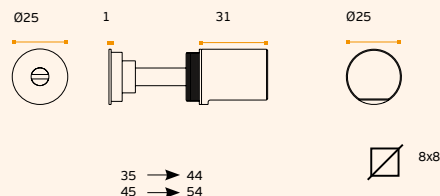


### IN.04.009.35 / IN.04.009.45 EVEN LESS

**Fecho de WC Sem indicador de cor "Livre/Ocupado" /**  
 Bathroom lock without colour indicator "Vacant / Occupied" /  
 Cierre de baño sin el indicador del color "Libre/Ocupado".

**MATERIAL:** EN 1.4301 / AISI 304

**ACABAMENTO / FINISH / ACABADO:**  
**STANDARD:** SATINADO / SATIN / SATIN



EVEN•LESS



Security washer



Thickness plate



Normal key



European cylinder



WC closure



without hole

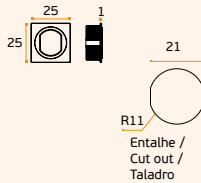


### Q01S EVEN LESS

Roseta aplicável a qualquer modelo de puxador JNF / Rose system applicable with any JNF lever handle model / Roseta aplicable a cualquier modelo de manilla JNF.

**MATERIAL:** EN 1.4301 / AISI 304

**ACABAMENTO / FINISH / ACABADO:**  
**STANDARD:** SATINADO / SATIN / SATIN



EVEN LESS

## EVEN LESS



Uso recomendado com fechaduras de grau 3

Uso recomendado con cerraduras de grado 3

Recommended use with grade 3 locks



**1**  
**Parafuso Sextavado**  
Inox. Desenho JNF. /  
Stainless Steel Allen Screw.  
JNF design / Tornillo Inox.  
Exclusivo JNF

**2**  
**Puxador /**  
Lever handle /  
Manilla

**3**  
**Anilha /**  
Washer /  
Arandela

**4**  
**Espelho em aço inox 1mm**  
visível / Stainless steel cover  
with visible 1mm / Roseta en  
acero inox con 1mm visible

**5**  
**Quadra metálica**  
8x8mm. /  
Spindle 8x8mm. /  
Cuadradillo 8x8mm.

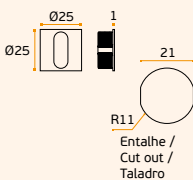


### IN.04.QP01S

Entrada de chave metálica para chave normal / Metallic key hole for normal key / Bocallave metálica para llave normal.

**MATERIAL:** EN 1.4301 / AISI 304

**ACABAMENTO / FINISH / ACABADO:**  
**STANDARD:** SATINADO / SATIN / SATIN



EVEN LESS

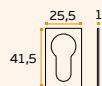


### IN.04.QY01S

Entrada de chave metálica para cilindro europeu / Metallic key hole for european cylinder / Bocallave metálica para bombillo europeo.

**MATERIAL:** EN 1.4301 / AISI 304

**ACABAMENTO / FINISH / ACABADO:**  
**STANDARD:** SATINADO / SATIN / SATIN



EVEN LESS

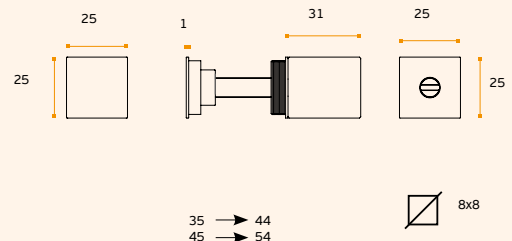


### IN.04.010.35 / IN.04.010.45 EVEN LESS

Fecho de WC sem indicador de cor "Livre/Ocupado" / Bathroom lock without colour indicator "Vacant / Occupied" / Cierre de baño sin el indicador del color "Libre/Ocupado".

**MATERIAL:** EN 1.4301 / AISI 304

**ACABAMENTO / FINISH / ACABADO STANDARD:** SATINADO / SATIN / SATIN



EVEN LESS



Security washer



Thickness plate



Normal key



European cylinder



WC closure



without hole

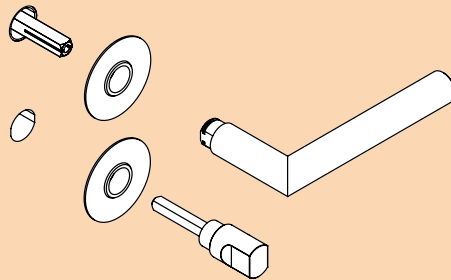
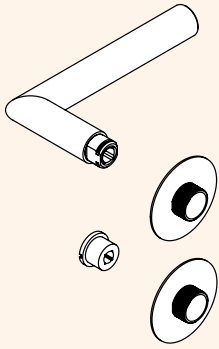
# LESS IS MORE 2<sup>nd</sup> VERSION

PUXADORES E ACESSÓRIOS /  
LEVER HANDLES AND ACCESSORIES /  
MANILLAS Y ACCESORIOS.

## LESS IS MORE

**Uso recomendado com fechaduras de GRAU 3**

Recommended use with  
GRADE 3 locks /  
Uso recomendado con cerraduras de GRADO 3



NEW



**.P**  
Mirror  
finish

**.TB**  
PVD  
Titanium  
black

**.TG**  
PVD  
Titanium  
gold

**.TCO**  
PVD  
Titanium  
copper

**.TCH**  
PVD  
Titanium  
chocolate

### RO1N

**Roseta aplicável a qualquer modelo de puxador JNF / Roseta aplicable a cualquier modelo de manilla JNF / Rose system applicable with any JNF lever handle model.**

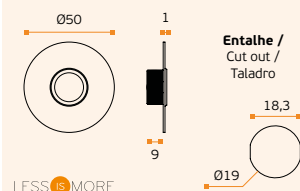


**MATERIAL:** EN 1.4301 / AISI 304

**ACABAMENTO / FINISH / ACABADO:**  
**STANDARD:** SATINADO / SATIN / SATIN


**OPTIONAL:** PVD TITANIUM COATED

**.TB / .TG / .TCO / .TCH**



LESS IS MORE

NEW



### IN.04.003

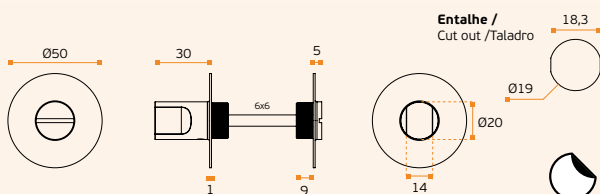
**Fecho de WC sem indicador "Livre/Ocupado"**  
Bathroom lock without color indicator /  
Cierre de baño sin Indicador.



**MATERIAL:** EN 1.4301 / AISI 304

**ACABAMENTO / FINISH / ACABADO:** STANDARD: SATINADO / SATIN / SATIN

**OPTIONAL:** PVD TITANIUM COATED **.TB / .TG / .TCO / .TCH**



LESS IS MORE



NEW



### IN.04.RP01N

**Entrada de chave metálica para chave normal / Metallic key hole for normal key / Bocallave metálica para llave normal.**

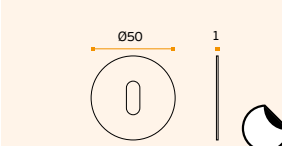


**MATERIAL:** EN 1.4301 / AISI 304

**ACABAMENTO / FINISH / ACABADO:** STANDARD: SATINADO / SATIN / SATIN

**OPTIONAL:** PVD TITANIUM COATED

**.TB / .TG / .TCO / .TCH**



LESS IS MORE



NEW



### IN.04.RY01MB

**Entrada de chave metálica para cilindro europeu / Metallic key hole for european cylinder / Bocallave metálica para bombillo europeo.**

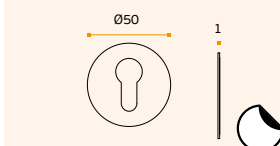


**MATERIAL:** EN 1.4301 / AISI 304

**ACABAMENTO / FINISH / ACABADO:** STANDARD: SATINADO / SATIN / SATIN

**OPTIONAL:** PVD TITANIUM COATED

**.TB / .TG / .TCO / .TCH**



LESS IS MORE



NEW

.P  
Mirror  
finish

.TB  
PVD  
Titanium  
black

.TG  
PVD  
Titanium  
gold

.TCO  
PVD  
Titanium  
copper

.TCH  
PVD  
Titanium  
chocolate



**Q01N**

**Roseta aplicável a qualquer modelo de puxador JNF / Roseta aplicable a cualquier modelo de manilla JNF / Rose system applicable with any JNF lever handle model.**

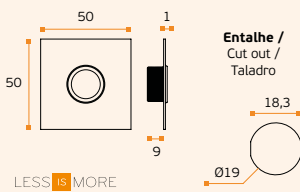


**MATERIAL:** EN 1.4301 / AISI 304

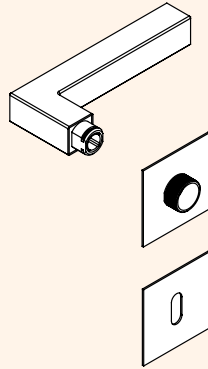
**ACABAMENTO / FINISH / ACABADO:** STANDARD: SATINADO / SATIN / SATIN

**OPTIONAL:** PVD TITANIUM COATED

.TB / .TG / .TCO / .TCH



LESS IS MORE



LESS IS MORE

**Uso recomendado com fechaduras de GRAU 3**  
Recommended use with GRADE 3 locks /  
Uso recomendado con cerraduras de GRADO 3

3 GRADE

ADHESIVE 3M

NEW

Security washer

Thickness plate

Normal key

European cylinder

WC closure

without hole



**IN.04.QP01N**

**Entrada de chave metálica para chave normal / Metallic key hole for normal key / Bocallave metálica para llave normal.**

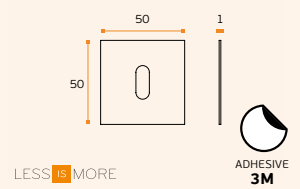


**MATERIAL:** EN 1.4301 / AISI 304

**ACABAMENTO / FINISH / ACABADO:** STANDARD: SATINADO / SATIN / SATIN

**OPTIONAL:** PVD TITANIUM COATED

.TB / .TG / .TCO / .TCH



LESS IS MORE



NEW



**IN.04.QY01N**

**Entrada de chave metálica para cilindro europeu / Metallic key hole for european cylinder / Bocallave metálica para bombillo.**

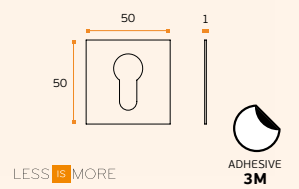


**MATERIAL:** EN 1.4301 / AISI 304

**ACABAMENTO / FINISH / ACABADO:** STANDARD: SATINADO / SATIN / SATIN

**OPTIONAL:** PVD TITANIUM COATED

.TB / .TG / .TCO / .TCH



LESS IS MORE



NEW



**IN.04.013**

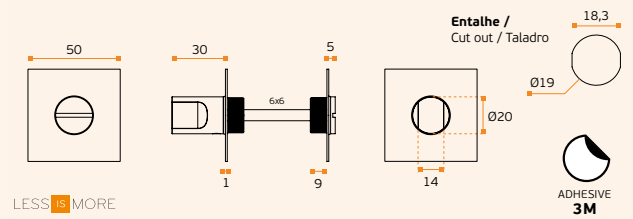
**Fecho de WC sem indicador / Bathroom lock without indicator / Cierre de baño sin el indicador.**



**MATERIAL:** EN 1.4301 / AISI 304

**ACABAMENTO / FINISH / ACABADO:** STANDARD: SATINADO / SATIN / SATIN

**OPTIONAL:** PVD TITANIUM COATED .TB / .TG / .TCO / .TCH



LESS IS MORE



# EVEN LESS 2<sup>nd</sup> VERSION

PUXADORES E ACESSÓRIOS /  
LEVER HANDLES AND ACCESSORIES /  
MANILLAS Y ACCESORIOS.

EVEN LESS

**Usado recomendado com fechaduras de GRAU 3**  
Recommended use with GRADE 3 locks /  
Usado recomendado con cerraduras de GRADO 3

**3 GRADE**

ADHESIVE 3M

NEW

**RO1NS**  
**Roseta aplicável a qualquer modelo de puxador JNF / Rose system applicable with any JNF lever handle model / Roseta aplicable a cualquier modelo de manilla JNF.**

.TB .TG .TCO .TCH

**MATERIAL:** EN 1.4301 / AISI 304

**ACABAMENTO / FINISH / ACABADO:**  
**STANDARD:** SATINADO / SATIN / SATIN

**Entalhe / Cut out / Taladro**

025 1 18,3 019

EVEN LESS

NEW

**IN.04.RP01NS**  
**Entrada de chave metálica para chave normal / Metallic key hole for normal key / Bocallave metálica para llave normal.**

.TB .TG .TCO .TCH

**MATERIAL:** EN 1.4301 / AISI 304

**ACABAMENTO / FINISH / ACABADO:**  
**STANDARD:** SATINADO / SATIN / SATIN

025 1

EVEN LESS ADHESIVE 3M

NEW

**IN.04.RY01S**  
**Entrada de chave metálica para cilindro europeu / Metallic key hole for european cylinder / Bocallave metálica para bombillo europeo.**

.TB .TG .TCO .TCH

**MATERIAL:** EN 1.4301 / AISI 304

**ACABAMENTO / FINISH / ACABADO:**  
**STANDARD:** SATINADO / SATIN / SATIN

025 1 41,5

EVEN LESS ADHESIVE 3M

NEW

**IN.04.008 EVEN LESS**  
**Fecho de WC sem indicador de cor "Livre/Ocupado" / Bathroom lock without colour indicator "Vacant / Occupied" / Cierre de baño sin el indicador del color "Libre/Ocupado".**

.TB .TG .TCO .TCH

**MATERIAL:** EN 1.4301 / AISI 304

**ACABAMENTO / FINISH / ACABADO:**  
**STANDARD:** SATINADO / SATIN / SATIN

020 30 5 25 020 18,3 019 1 9 14

**Entalhe / Cut out / Taladro**

LESS IS MORE



NEW



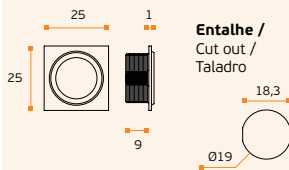
**Q01NS**

**Roseta aplicável a qualquer modelo de puxador JNF / Rose system applicable with any JNF lever handle model / Roseta aplicable a cualquier modelo de manilla JNF.**

.TB .TG .TCO .TCH

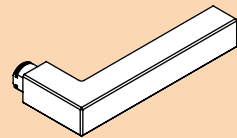
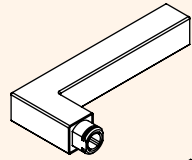
**MATERIAL:** EN 1.4301 / AISI 304

**ACABAMENTO / FINISH / ACABADO:**  
**STANDARD:** SATINADO / SATIN / SATIN



Entalhe /  
Cut out /  
Taladro

EVEN LESS



EVEN LESS

**Usado recomendado com fechaduras de GRAU 3**

*Recommended use with GRADE 3 locks /*

*Usado recomendado con cerraduras de GRADO 3*



NEW



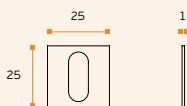
**IN.04.QP01NS**

**Entrada de chave metálica para chave normal / Metallic key hole for normal key / Bocallave metálica para llave normal.**

.TB .TG .TCO .TCH

**MATERIAL:** EN 1.4301 / AISI 304

**ACABAMENTO / FINISH / ACABADO:**  
**STANDARD:** SATINADO / SATIN / SATIN



EVEN LESS

NEW



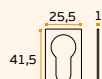
**IN.04.QY01S**

**Entrada de chave metálica para cilindro europeu / Metallic key hole for european cylinder / Bocallave metálica para bombillo europeo.**

.TB .TG .TCO .TCH

**MATERIAL:** EN 1.4301 / AISI 304

**ACABAMENTO / FINISH / ACABADO:**  
**STANDARD:** SATINADO / SATIN / SATIN



EVEN LESS

NEW



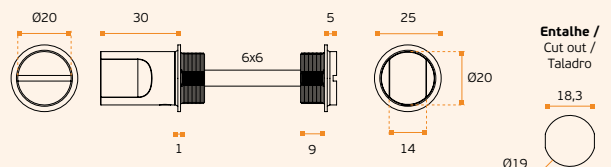
**IN.04.008 EVEN LESS**

**Fecho de WC sem indicador de cor "Livre/Ocupado" / Bathroom lock without colour indicator "Vacant / Occupied" / Cierre de baño sin el indicador del color "Libre/Ocupado".**

.TB .TG .TCO .TCH

**MATERIAL:** EN 1.4301 / AISI 304

**ACABAMENTO / FINISH / ACABADO:**  
**STANDARD:** SATINADO / SATIN / SATIN



Entalhe /  
Cut out /  
Taladro

019

LESS IS MORE



# ROSETAS / ROSES / ROSETAS

PUXADORES E ACESSÓRIOS /  
 LEVER HANDLES AND ACCESSORIES /  
 MANILLAS Y ACCESORIOS.



## RR08M

**Roseta em aço inoxidável com mola compensadora e rolamento de esferas / Stainless steel rose with spindle and ball bearings / Roseta en acero inoxidable con muelle y rodamiento de bolas.**

MATERIAL: EN 1.4301 / AISI 304

ACABAMENTO / FINISH / ACABADO STANDARD: SATINADO / SATIN / SATIN



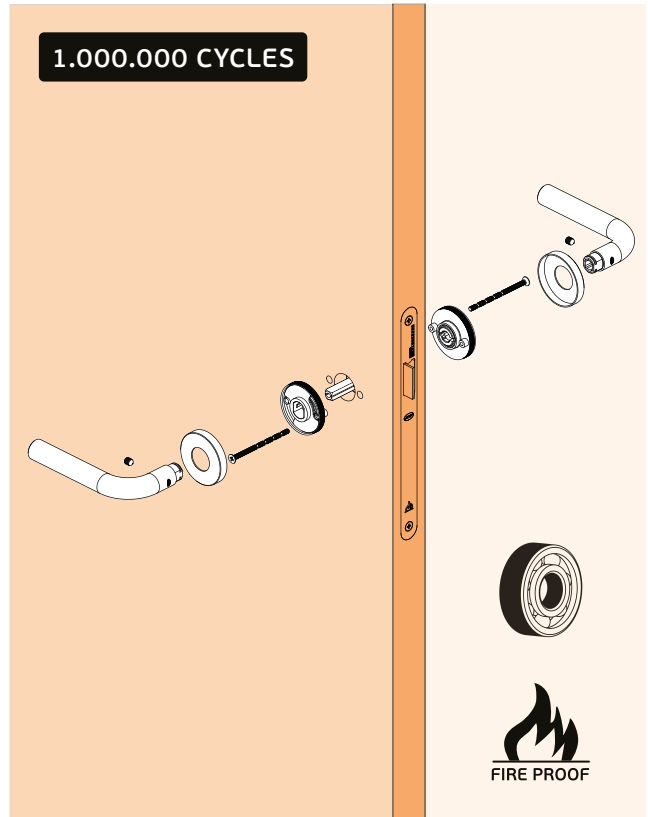
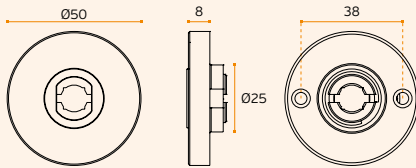
FIRE PROOF



With spring



8mm



.P  
Mirror  
finish

.TB  
PVD  
Titanium  
black

.TG  
PVD  
Titanium  
gold

.TCO  
PVD  
Titanium  
copper

.TCH  
PVD  
Titanium  
chocolate



Security  
washer



Thickness  
plate



Normal  
key



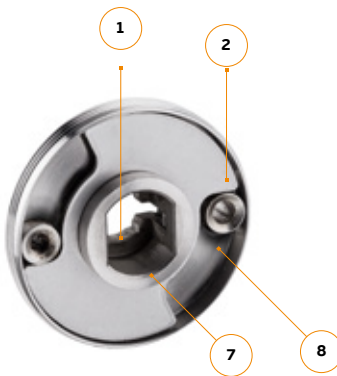
European  
cylinder



WC  
closure




SF  
without  
hole



1  
**Fixação da quadra do puxador**  
Sistema que anula qualquer  
folga / Spindle handle fixing  
point Removes any possible gap

5  
**Corpo em aço inoxidável /**  
Stainless steel body

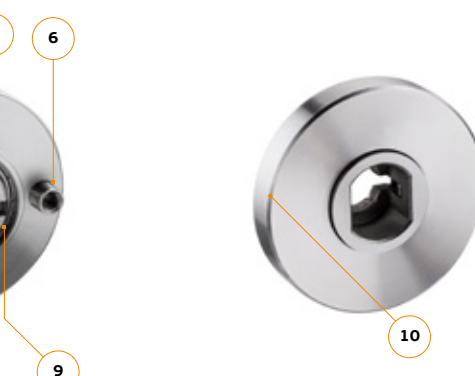
9  
**Conjunto fixo por freio em**  
aço inoxidável. /  
Set fixed by stainless  
steel circlip.



2  
**Limitador de curso**  
0° aos 45° / Course  
limitation 0° to 45°

6  
**Pinos em aço inoxidável /**  
Stainless steel pins.

10  
**Espelho rectificado**  
em aço inoxidável /  
Rectified cover in  
stainless steel.



3  
**Fixação do espelho**  
por rosca /  
Cover fixing by thread

7  
**Permite aplicar qualquer**  
modelo de puxador JNF /  
Possible to install with any  
JNF lever handle.

11  
**Desenho registado /**  
Registered design.

4  
**Rolamento de esferas /**  
Ball bearing

8  
**Mola em pré-carga. Permite**  
aplicar puxadores pesados /  
PRE-LOADED SPRING.  
ALLOWS TO INSTALL HEAVY  
HANDLES




.P  
Mirror  
finish

.TB  
PVD  
Titanium  
black

.TG  
PVD  
Titanium  
gold

.TCO  
PVD  
Titanium  
copper

.TCH  
PVD  
Titanium  
chocolate



### RC08M

**Roseta com base metálica fundida de liga de zinco, com mola compensadora / Metallic base made in zinc alloy, with two ways returning spring / Roseta con base metálica, en aleación de zinc con muelle reversible.**

### RC08M.P

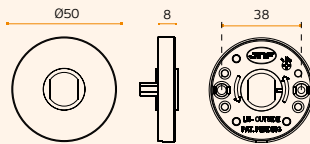
**Roseta com base metálica fundida de liga de zinco, com mola compensadora / Metallic base made in zinc alloy, with two ways returning spring / Roseta con base metálica, en aleación de zinc con muelle reversible.**



**MATERIAL:** EN 1.4301 / AISI 304

**ACABAMENTO / FINISH / ACABADO STANDARD:** SATINADO / SATIN / SATIN  
**ACABAMENTO / FINISH / ACABADO:** POLIDO / POLISHED / PULIDO

**OPTIONAL:** PVD TITANIUM COATED .TB / .TG / .TCO / .TCH



500.000 CYCLES




RC08M.TB  
Titanium Black



RC08M.TG  
Titanium Gold



RC08M.TCO  
Titanium Copper





RC08M.TCH  
Titanium Chocolate

**Roseta com base metálica fundida de liga de zinco, resistente à corrosão com mola compensadora reversível blindada, anti-fricção e anti-ruído. O puxador não está fixo à base, pode ser removido. Modelo JNF patenteado /**

*Metallic base made in zinc alloy, with two ways returning spring, no friction and no noise. The spring it's in a closed and protected box. The handle It's not fixed to the base, can be removed. Patented JNF model /*

*Roseta con base metálica, en aleación de zinc con muelle reversible blindada sin fricción y sin ruido. La manilla no está fija a la base. Modelo patentado JNF.*



**1 Espelho rectificado em aço inoxidável / Rectified cover in stainless steel visible**

**2 Mola em pré-carga / Pre-loaded spring**

**3 Limitador de curso 0° aos 45° / Travel limitation 0° to 45°.**

**4 Roseta reversível e blindada / Reversible and sealed rose.**

**5 Permite aplicar qualquer modelo de puxador JNF / Possible to install with any JNF lever handle.**

**6 Base metálica / Metallic base**



# ROSETAS / ROSES / ROSETAS

PUXADORES E ACESSÓRIOS /  
 LEVER HANDLES AND ACCESSORIES /  
 MANILLAS Y ACCESORIOS.



## QC08M

**Roseta com base metálica fundida de liga de zinco, com mola compensadora / Metallic base made in zinc alloy, with two ways returning spring / Roseta con base metálica, en aleación de zinc con muelle reversible.**



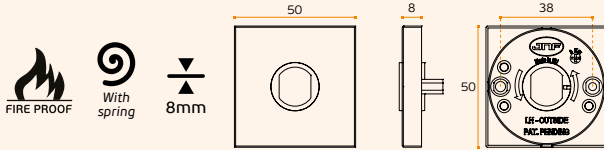
## QC08M.P

**Roseta com base metálica fundida de liga de zinco, com mola compensadora / Metallic base made in zinc alloy, with two ways returning spring / Roseta con base metálica, en aleación de zinc con muelle reversible.**

MATERIAL: EN 1.4301 / AISI 304

ACABAMENTO / FINISH / ACABADO STANDARD: SATINADO / SATIN / SATIN  
 ACABAMENTO / FINISH / ACABADO: POLIDO / POLISHED / PULIDO

OPTIONAL: PVD TITANIUM COATED .TB / .TG / .TCO / .TCH



QC08M.TB  
Titanium Black



QC08M.TG  
Titanium Gold



QC08M.TCO  
Titanium Copper



QC08M.TCH  
Titanium Chocolate

500.000 CYCLES



.P  
Mirror  
finish

.TB  
PVD  
Titanium  
black

.TG  
PVD  
Titanium  
gold


.TCO  
PVD  
Titanium  
copper

.TCH  
PVD  
Titanium  
chocolate

**Roseta com base metálica fundida de liga de zinco, resistente à corrosão com mola compensadora reversível blindada, anti-fricção e anti-ruído. O puxador não está fixo à base, pode ser removido. Modelo JNF patentado /**

*Metallic base made in zinc alloy, with two ways returning spring, no friction and no noise. The spring it's in a closed and protected box. The handle it's not fixed to the base, can be removed. Patented JNF model /*

*Roseta con base metálica, en aleación de zinc con muelle reversible blindada sin fricción y sin ruido. La manilla no está fija a la base. Modelo patentado JNF.*



**1**  
Espelho rectificado em aço inoxidável / Rectified cover in stainless steel visible

**2**  
Mola em pré-carga / Pre-loaded spring

**3**  
Limitador de curso 0° aos 45° / Travel limitation 0° to 45°.

**4**  
Roseta reversível e blindada / Reversible and sealed rose.

**5**  
Permite aplicar qualquer modelo de puxador JNF / Possible to install with any JNF lever handle.

**6**  
Base metálica / Metallic base



500.000 CYCLES



.P  
Mirror  
finish

.TB  
PVD  
Titanium  
black

.TG  
PVD  
Titanium  
gold

.TCO  
PVD  
Titanium  
copper

.TCH  
PVD  
Titanium  
chocolate

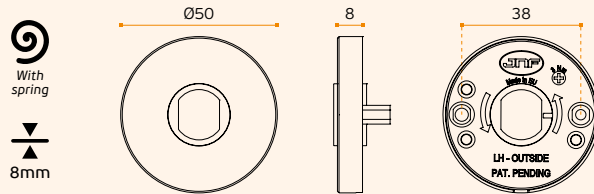


### RC08N

**Roseta com base em nylon, reversível e com mola /**  
Rose with nylon base, reversible and with spring /  
Roseta con base en nylon reversible y con muelle.

MATERIAL: EN 1.4301 / AISI 304

ACABAMENTO / FINISH / ACABADO STANDARD: SATINADO / SATIN / SATIN



200.000 CYCLES

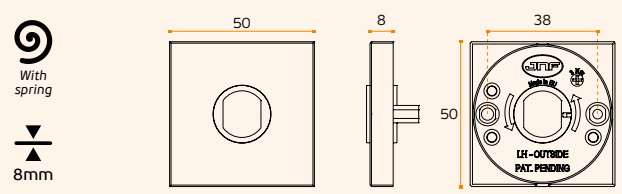


### QC08N

**Roseta com base em nylon, reversível e com mola /**  
Rose with nylon base, reversible and with spring /  
Roseta con base en nylon reversible y con muelle.

MATERIAL: EN 1.4301 / AISI 304

ACABAMENTO / FINISH / ACABADO STANDARD: SATINADO / SATIN / SATIN



200.000 CYCLES



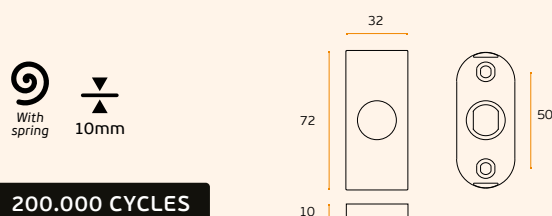
### RT32M

**Roseta com base metálica fundida de liga de zinco, resistente à**  
corrosão com mola compensadora reversível, blindada, anti-fricção e  
anti-ruído. O puxador não está fixo à base, pode ser removido.

**Modelo JNF patenteado /** Metallic base made in zinc alloy, with two  
ways returning spring, no friction and no noise. The spring it's in a closed  
and protected box. The handle it's not fixed to the base, can be removed.  
**Patented JNF model /** Roseta con base metálica, en aleación de zinc con  
muelle reversible blindada sin fricción y sin ruido. La manilla no está fija a la  
base. Modelo patentado. JNF.

MATERIAL: EN 1.4301 / AISI 304

ACABAMENTO / FINISH / ACABADO STANDARD: SATINADO / SATIN / SATIN



200.000 CYCLES



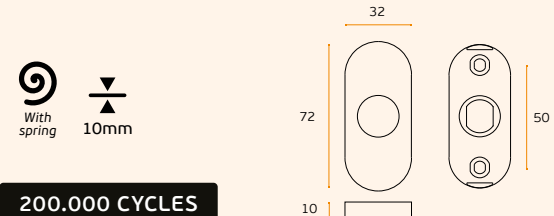
### O32M

**Roseta com base metálica fundida de liga de zinco, resistente à**  
corrosão com mola compensadora reversível, blindada, anti-fricção e  
anti-ruído. O puxador não está fixo à base, pode ser removido.

**Modelo JNF patenteado /** Metallic base made in zinc alloy, with two  
ways returning spring, no friction and no noise. The spring it's in a closed  
and protected box. The handle it's not fixed to the base, can be removed.  
**Patented JNF model /** Roseta con base metálica, en aleación de zinc con  
muelle reversible blindada sin fricción y sin ruido. La manilla no está fija a la  
base. Modelo patentado JNF.

MATERIAL: EN 1.4301 / AISI 304

ACABAMENTO / FINISH / ACABADO STANDARD: SATINADO / SATIN / SATIN



200.000 CYCLES



Security  
washer



Thickness  
plate



Normal  
key



European  
cylinder




WC  
closure



SF  
without  
hole

# ROSETAS / ROSES / ROSETAS

PUXADORES E ACESSÓRIOS /  
 LEVER HANDLES AND ACCESSORIES /  
 MANILLAS Y ACCESORIOS.

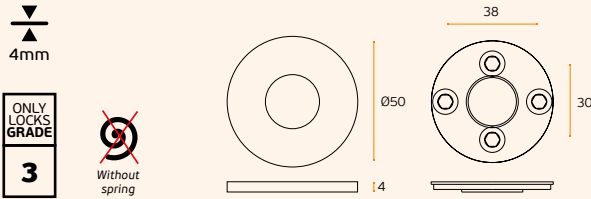


## R04M

**Roseta com base metálica em liga de zinco.**  
**Puxador sem mola compensadora. Modelo escandinavo /**  
 Rose with metallic base, without return spring. Scandinavian style /  
 Roseta con base metálica, sin muelle. Modelo escandinavo.

MATERIAL: EN 1.4301 / AISI 304

ACABAMENTO / FINISH / ACABADO STANDARD: SATINADO / SATIN / SATIN

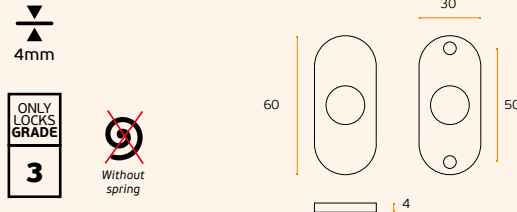


## 004M

**Roseta oval com base metálica em liga de zinco.**  
**Puxador sem mola compensadora /**  
 Oval rose with metallic bases, without return spring /  
 Roseta oval con base metálica, sin muelle.

MATERIAL: EN 1.4301 / AISI 304

ACABAMENTO / FINISH / ACABADO STANDARD: SATINADO / SATIN / SATIN

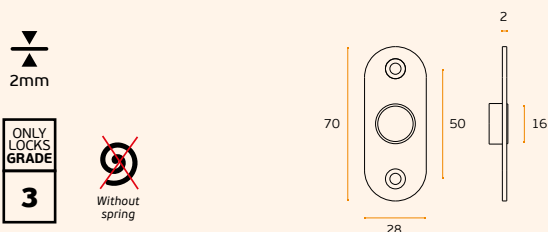


## 002M

**Roseta oval com base metálica em aço inox.**  
**Puxador sem mola compensadora /**  
 Oval rose with stainless steel base, without return spring /  
 Roseta oval con base en acero inox, sin muelle.

MATERIAL: EN 1.4301 / AISI 304

ACABAMENTO / FINISH / ACABADO STANDARD: SATINADO / SATIN / SATIN

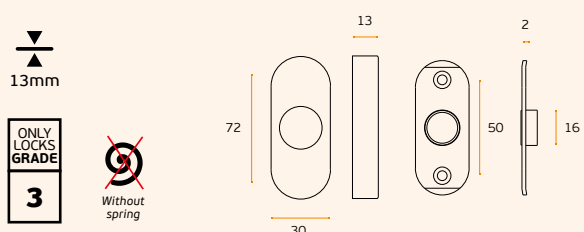


## 008M

**Roseta oval com base metálica em aço inox**  
**Puxador sem mola compensadora /**  
 Oval rose with stainless steel base, without return spring /  
 Roseta oval con base en acero inox, sin muelle.

MATERIAL: EN 1.4301 / AISI 304

ACABAMENTO / FINISH / ACABADO STANDARD: SATINADO / SATIN / SATIN



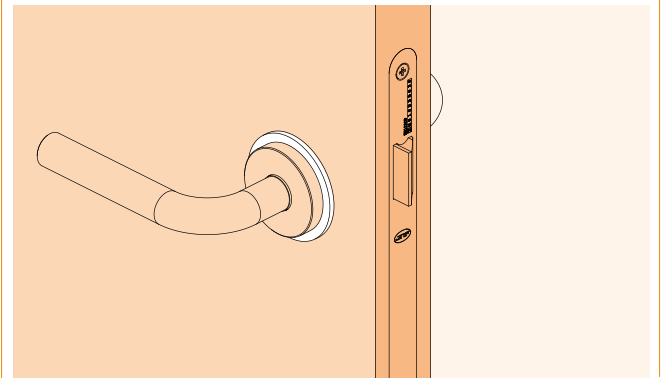
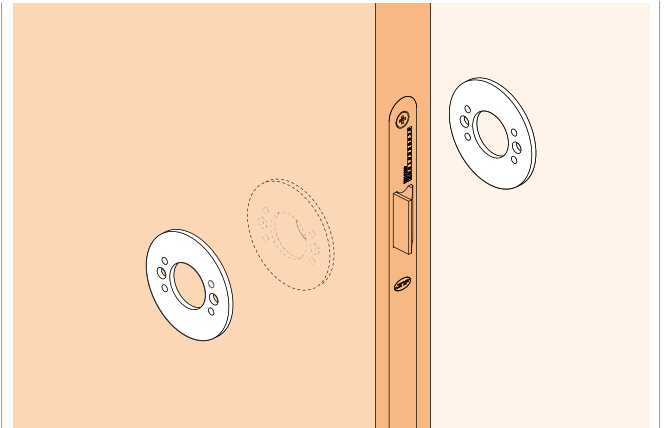
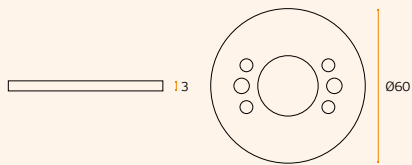


### IN.LERP

**Espelho desenhado para ocultar furações de anteriores aplicações de puxadores. Por exemplo fechaduras tubulares. Aplicável sob qualquer roseta redonda JNF. Diâmetro 60mm / Plate designed to occult holes of previous applications of door handles. For example tubular locksets. Applicable under any round JNF rose. Diameter 60mm / La placa diseñada para ocultar los agujeros de anteriores manillas. Por ejemplo cerraduras tubulares. Apliable debajo de cualquier roseta redonda JNF. Diámetro 60mm.**

**MATERIAL:** EN 1.4301 / AISI 304

**ACABAMENTO / FINISH / ACABADO STANDARD:** SATINADO / SATIN / SATIN



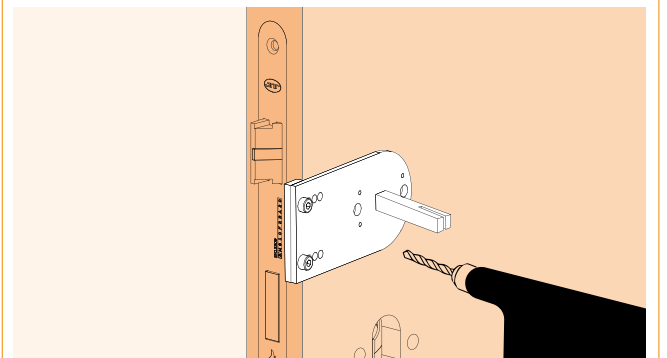
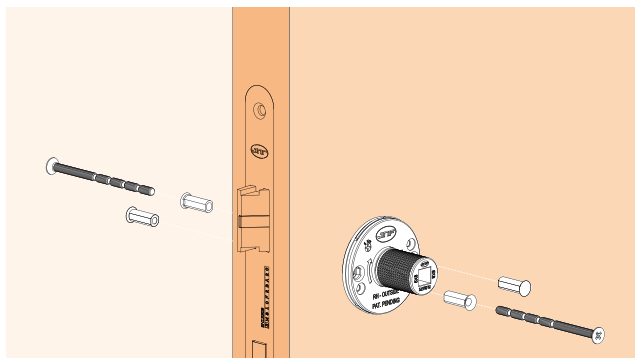
### IN.08.EP2

**Ferramenta profissional para instalação de puxadores JNF. Facilita a montagem e reduz o tempo desta operação para alguns segundos. Aplicável: RB08M - Q09M - RC08M - QC08M / Tooling to install JNF roses. The assembling work will be easy and will spend only a few seconds. Applicable: RB08M - Q09M - RC08M - QC08M / Herramienta para la instalación de roseta JNF. El montaje será muy fácil y se efectua en pocos segundos. Se aplica: RB08M - Q09M - RC08M - QC08M**



### IN.EP1

**Ferramenta profissional para instalação de puxadores JNF. Facilita a montagem e reduz o tempo desta operação para alguns segundos / Professional tooling, to install JNF door handles. The assembling work will be easy and will spend only a few seconds / Herramienta profesional para la instalación de manillas JNF. El montaje será muy fácil y se efectua en pocos segundos.**



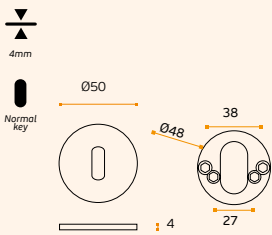
# ENTRADAS DE CHAVE / KEY HOLES / BOCALLAVES



**IN.04.28R.P04M**  
Entrada de chave normal com interior metálico / Normal key hole with metallic base / Bocallave para llave normal con base metálica.

**MATERIAL:** EN 1.4301 / AISI 304

**ACABAMENTO / FINISH / ACABADO:**  
**STANDARD:** SATINADO / SATIN / SATIN



**IN.04.28R.P08N**  
Entrada de chave normal com interior de nylon / Normal key hole with nylon base / Bocallave para llave normal con base de nylon.


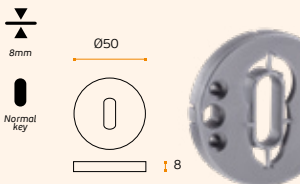
**.TB** **.TG** **.TCO** **.TCH**

**MATERIAL:** EN 1.4301 / AISI 304

**ACABAMENTO / FINISH / ACABADO:**  
**STANDARD:** SATINADO / SATIN / SATIN

**OPTIONAL:** PVD TITANIUM COATED

**.TB / .TG / .TCO / .TCH**



IN.04.28R.P08N.TB  
Titanium Black



IN.04.28R.P08N.TG  
Titanium Gold



IN.04.28R.P08N.TCO  
Titanium Copper



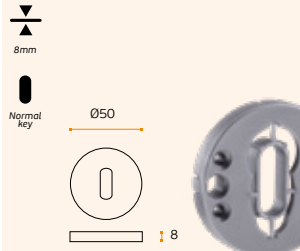
IN.04.28R.P08N.TCH  
Titanium Chocolate



**IN.04.28R.P08N.P**  
Entrada de chave normal com interior de nylon / Normal key hole with nylon base / Bocallave para llave normal con base de nylon.

**MATERIAL:** EN 1.4301 / AISI 304

**ACABAMENTO / FINISH / ACABADO:**  
**POLIDO / POLISHED / PULIDO**



**.P**  
Mirror finish

**.TB**  
PVD  
Titanium black

**.TG**  
PVD  
Titanium gold

**.TCO**  
PVD  
Titanium copper

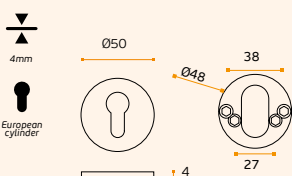
**.TCH**  
PVD  
Titanium chocolate



**IN.04.28R.Y04M**  
Entrada de chave para cilindro com interior metálico / European cylinder key hole with metallic base / Bocallave para bombillo con base metálica.

**MATERIAL:** EN 1.4301 / AISI 304

**ACABAMENTO / FINISH / ACABADO:**  
**STANDARD:** SATINADO / SATIN / SATIN



**IN.04.28R.Y08N**  
Entrada de chave para cilindro com interior em nylon / European cylinder key hole with nylon base / Bocallave para bombillo con base en nylon.

**.TB** **.TG** **.TCO** **.TCH**

**MATERIAL:** EN 1.4301 / AISI 304

**ACABAMENTO / FINISH / ACABADO:**  
**STANDARD:** SATINADO / SATIN / SATIN

**OPTIONAL:** PVD TITANIUM COATED

**.TB / .TG / .TCO / .TCH**



IN.04.28R.Y08N.TB  
Titanium Black



IN.04.28R.Y08N.TG  
Titanium Gold



IN.04.28R.Y08N.TCO  
Titanium Copper



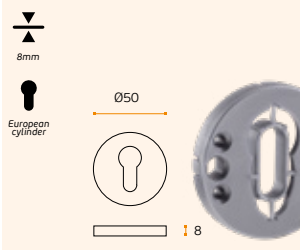
IN.04.28R.Y08N.TCH  
Titanium Chocolate



**IN.04.28R.Y08N.P**  
Entrada de chave para cilindro com interior em nylon / European cylinder key hole with nylon base / Bocallave para bombillo con base en nylon.

**MATERIAL:** EN 1.4301 / AISI 304

**ACABAMENTO / FINISH / ACABADO:**  
**POLIDO / POLISHED / PULIDO**



**S**  
Security washer

**▽**  
Thickness plate

**I**  
Normal key

**K**  
European cylinder

**W**  
WC closure

**SF**  
without hole

.P  
Mirror  
finish

.TB  
PVD  
Titanium  
black

.TG  
PVD  
Titanium  
gold

.TCO  
PVD  
Titanium  
copper

.TCH  
PVD  
Titanium  
chocolate

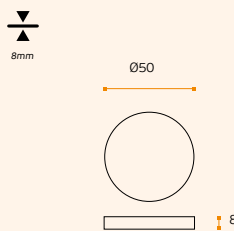


**IN.04.28R.C08N**

Entrada de chave cega com base em nylon / Blind key hole with nylon base / Bocallave ciega con base en nylon.

MATERIAL: EN 1.4301 / AISI 304

ACABAMENTO / FINISH / ACABADO:  
STANDARD: SATINADO / SATIN / SATIN

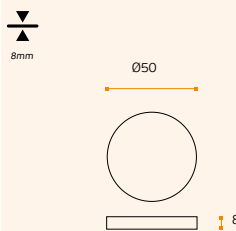


**IN.04.28R.C08N.P**

Entrada de chave cega com base em nylon / Blind key hole with nylon base / Bocallave ciega con base en nylon.

MATERIAL: EN 1.4301 / AISI 304

ACABAMENTO / FINISH / ACABADO:  
STANDARD: POLIDO / POLISHED / PULIDO

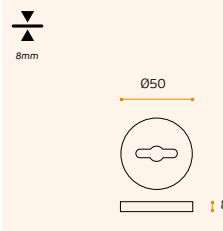


**IN.04.28R.G08N**

Entrada de chave para chave gorjes com base em nylon / Key hole for security lock key with nylon base / Bocallave para borjas con base en nylon.

MATERIAL: EN 1.4301 / AISI 304

ACABAMENTO / FINISH / ACABADO:  
STANDARD: SATINADO / SATIN / SATIN

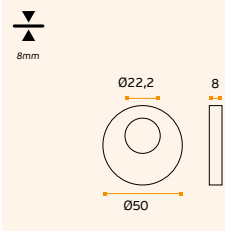


**IN.04.28R.K08N**

Entrada de chave normal com interior nylon, para cilindro suíço / Normal key hole with nylon base, for swiss profile cylinder / Bocallave para llave normal con base en nylon, para bombillo suizo.

MATERIAL: EN 1.4301 / AISI 304

ACABAMENTO / FINISH / ACABADO:  
STANDARD: SATINADO / SATIN / SATIN

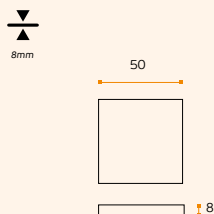


**IN.04.29Q.C08N**

Entrada de chave cega com interior em nylon / Blind key hole with nylon inside / Bocallave ciego con interior en nylon.

MATERIAL: EN 1.4301 / AISI 304

ACABAMENTO / FINISH / ACABADO:  
STANDARD: SATINADO / SATIN / SATIN

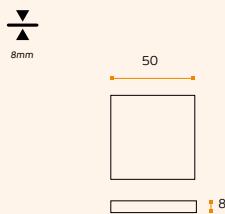


**IN.04.29Q.C08N.P**

Entrada de chave cega com interior em nylon / Blind key hole with nylon inside / Bocallave ciego con interior en nylon.

MATERIAL: EN 1.4301 / AISI 304

ACABAMENTO / FINISH / ACABADO:  
STANDARD: POLIDO / POLISHED / PULIDO


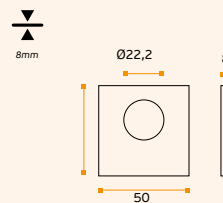


**IN.04.29Q.K09N.P**

Entrada de chave para cilindro suíço / Key hole for swiss cylinder / Bocallave para bombillo suizo.

MATERIAL: EN 1.4301 / AISI 304

ACABAMENTO / FINISH / ACABADO:  
STANDARD: POLIDO / POLISHED / PULIDO

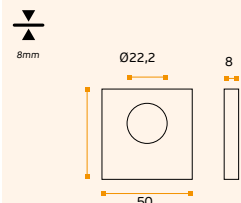


**IN.04.29Q.K09N**

Entrada de chave para cilindro suíço / Key hole for swiss cylinder / Bocallave para bombillo suizo.

MATERIAL: EN 1.4301 / AISI 304

ACABAMENTO / FINISH / ACABADO:  
STANDARD: SATINADO / SATIN / SATIN



# ENTRADAS DE CHAVE / KEY HOLES / BOCALLAVES



IN.04.29Q.P08N.TB  
Titanium Black



IN.04.29Q.P08N.TG  
Titanium Gold



IN.04.29Q.P08N.TCO  
Titanium Copper



IN.04.29Q.P08N.TCH  
Titanium Chocolate

**IN.04.29Q.P08N**  
Entrada de chave normal com interior em nylon / Key hole for normal key with nylon inside / Bocallave para llave normal con base de nylon.

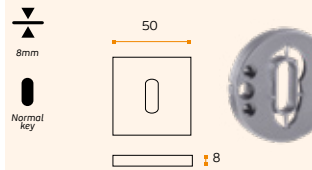


**MATERIAL:** EN 1.4301 / AISI 304

**ACABAMENTO / FINISH / ACABADO:**  
STANDARD: SATINADO / SATIN / SATIN

**OPTIONAL:** PVD TITANIUM COATED

.TB / .TG / .TCO / .TCH



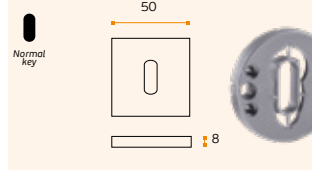
**IN.04.29Q.P08N.P**  
Entrada de chave normal com interior em nylon / Key hole for normal key with nylon inside / Bocallave para llave normal con base de nylon.

**MATERIAL:** EN 1.4301 / AISI 304

**ACABAMENTO / FINISH / ACABADO:**  
POLIDO / POLISHED / PULIDO

**OPTIONAL:** PVD TITANIUM COATED

.TB / .TG / .TCO / .TCH



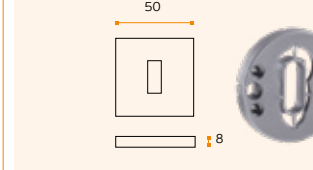
**IN.04.30Q.P09M**  
Entrada de chave normal com interior em nylon / Key hole for normal key with nylon inside / Bocallave para llave normal con base de nylon.

**MATERIAL:** EN 1.4301 / AISI 304

**ACABAMENTO / FINISH / ACABADO:**  
STANDARD: SATINADO / SATIN / SATIN

**OPTIONAL:** PVD TITANIUM COATED

.TB / .TG / .TCO / .TCH



.P  
Mirror  
finish

.TB  
PVD  
Titanium  
black

.TG  
PVD  
Titanium  
gold

.TCO  
PVD  
Titanium  
copper

.TCH  
PVD  
Titanium  
chocolate



IN.04.29Q.Y08N.TB  
Titanium Black



IN.04.29Q.Y08N.TG  
Titanium Gold



IN.04.29Q.Y08N.TCO  
Titanium Copper



IN.04.29Q.Y08N.TCH  
Titanium Chocolate

**IN.04.29Q.Y08N**  
Entrada para cilindro europeu com interior em nylon / Key hole for european cylinder with nylon inside / Bocallave para bombillo europeu con base de nylon.

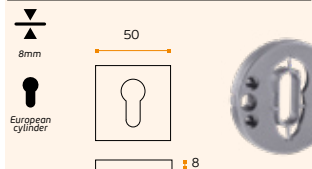


**MATERIAL:** EN 1.4301 / AISI 304

**ACABAMENTO / FINISH / ACABADO:**  
STANDARD: SATINADO / SATIN / SATIN

**OPTIONAL:** PVD TITANIUM COATED

.TB / .TG / .TCO / .TCH



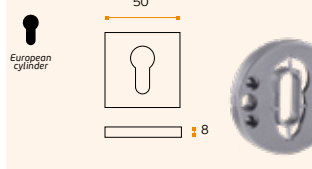
**IN.04.29Q.Y08N.P**  
Entrada para cilindro europeu com interior em nylon / Key hole for european cylinder with nylon inside / Bocallave para bombillo europeu con base de nylon.

**MATERIAL:** EN 1.4301 / AISI 304

**ACABAMENTO / FINISH / ACABADO:**  
STANDARD: SATINADO / SATIN / SATIN

**OPTIONAL:** PVD TITANIUM COATED

.TB / .TG / .TCO / .TCH



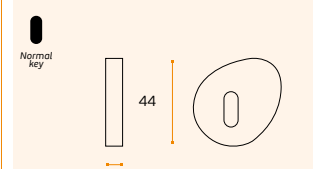
**IN.04.30.P10M ERGO FORM**  
Entrada de chave / Key hole / Bocallave.

**MATERIAL:** EN 1.4301 / AISI 304

**ACABAMENTO / FINISH / ACABADO:**  
STANDARD: SATINADO / SATIN / SATIN

**OPTIONAL:** PVD TITANIUM COATED

.TB / .TG / .TCO / .TCH



Security  
washer

Thickness  
plate

Normal  
key

European  
cylinder

WC  
closure

without  
hole



.P  
Mirror  
finish

.TB  
PVD  
Titanium  
black

.TG  
PVD  
Titanium  
gold

.TCO  
PVD  
Titanium  
copper

.TCH  
PVD  
Titanium  
chocolate

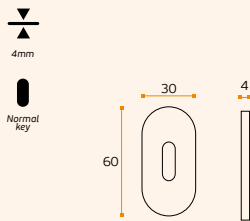


**IN.04.280.P04M**

Entrada de chave normal com interior metálico / Normal key hole with metallic base / Bocallave para llave normal con base metálica.

**MATERIAL:** EN 1.4301 / AISI 304

**ACABAMENTO / FINISH / ACABADO:**  
**STANDARD:** SATINADO / SATIN / SATIN

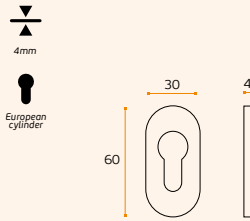


**IN.04.280.Y04M**

Entrada de chave para cilindro com interior metálico / European cylinder key hole with metallic base / Bocallave para bombillo con base metálica.

**MATERIAL:** EN 1.4301 / AISI 304

**ACABAMENTO / FINISH / ACABADO:**  
**STANDARD:** SATINADO / SATIN / SATIN

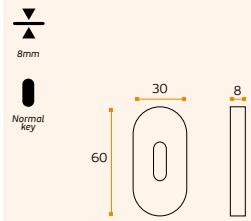


**IN.04.280.P08N**

Entrada de chave normal com interior em nylon / Normal key hole with nylon base / Bocallave para llave normal con base en nylon.

**MATERIAL:** EN 1.4301 / AISI 304

**ACABAMENTO / FINISH / ACABADO:**  
**STANDARD:** SATINADO / SATIN / SATIN

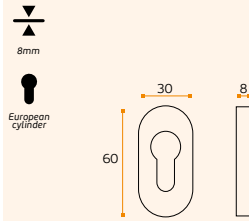


**IN.04.280.Y08N**

Entrada de chave para cilindro com interior metálico / European cylinder key hole with metallic base / Bocallave para bombillo con base metálica.

**MATERIAL:** EN 1.4301 / AISI 304

**ACABAMENTO / FINISH / ACABADO:**  
**STANDARD:** SATINADO / SATIN / SATIN

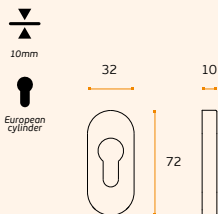


**IN.04.360.Y10M**

Entrada de chave para cilindro com interior metálico / European cylinder key hole with metallic base / Bocallave para bombillo con base metálica.

**MATERIAL:** EN 1.4301 / AISI 304

**ACABAMENTO / FINISH / ACABADO:**  
**STANDARD:** SATINADO / SATIN / SATIN


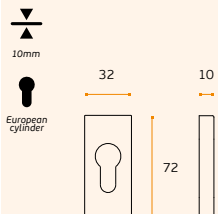


**IN.04.36RT.Y10M**

Entrada de chave para cilindro com interior metálico / European cylinder key hole with metallic base / Bocallave para bombillo con base metálica.

**MATERIAL:** EN 1.4301 / AISI 304

**ACABAMENTO / FINISH / ACABADO:**  
**STANDARD:** SATINADO / SATIN / SATIN



Security  
washer

Thickness  
plate

Normal  
key

European  
cylinder

WC  
closure

without  
hole

# ESCUDETES DE SEGURANÇA / SECURITY PROTECTION ROSE / ESCUDOS DE SEGURIDAD



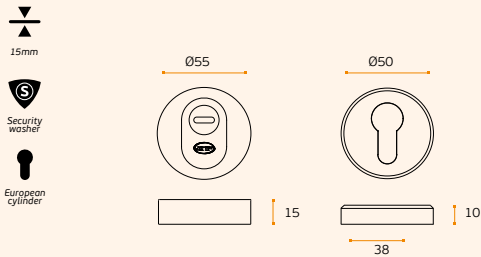
## IN.04.29S

**Escudete de alta segurança ajustável para cilindro europeu. Sistema automático de ajuste à espessura da porta / High security protection rose for european cylinder. Automatic adjust to the thickness of the door / Escudo de alta seguridad ajustable para bombillo. Con ajuste automatico al espesor de la puerta.**



**MATERIAL:** EN 1.4401 / AISI 316

**ACABAMENTO / FINISH / ACABADO STANDARD:** SATINADO / SATIN / SATIN



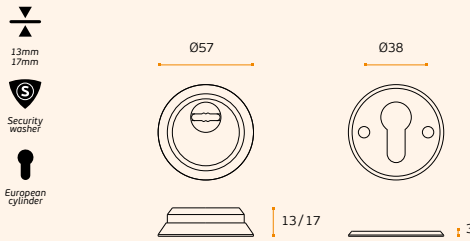
## IN.04.32S

**Escudete de segurança maciço ajustável para cilindro europeu com forma biselada / Adjustable protection rose for european cylinder. Solid stainless steel with chanfer edge / Escudo de seguridad ajustable para bombillo. En acero macizo en forma biselada.**



**MATERIAL:** EN 1.4301 / AISI 304

**ACABAMENTO / FINISH / ACABADO STANDARD:** SATINADO / SATIN / SATIN



**.P**  
Mirror  
finish

**.TB**  
PVD  
Titanium  
black

**.TG**  
PVD  
Titanium  
gold

**.TCO**  
PVD  
Titanium  
copper

**.TCH**  
PVD  
Titanium  
chocolate



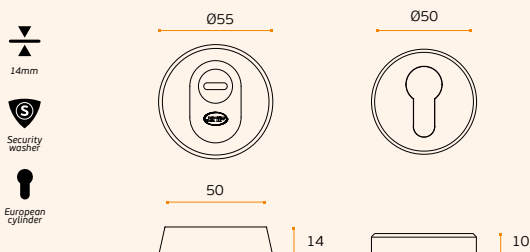
## IN.04.40S

**Escudete ajustável para cilindro europeu / Adjustable protection rose for european cylinder / Escudo de seguridad ajustable para bombillo de seguridad.**



**MATERIAL:** EN 1.4301 / AISI 304

**ACABAMENTO / FINISH / ACABADO STANDARD:** SATINADO / SATIN / SATIN

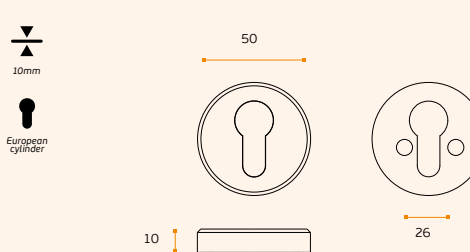


## IN.04.41S

**Entrada para cilindro com interior metálico para fechaduras espanholas / European cylinder key hole with metallic base for spanish locks / Bocallave para bombillo con base metálica para España, para interior de escudos de seguridad.**

**MATERIAL:** EN 1.4301 / AISI 304

**ACABAMENTO / FINISH / ACABADO STANDARD:** SATINADO / SATIN / SATIN



**S**  
Security  
washer

**T**  
Thickness  
plate

**K**  
Normal  
key

**C**  
European  
cylinder

**WC**  
WC  
closure

**SF**  
without  
hole

.P  
Mirror  
finish

.TB  
PVD  
Titanium  
black

.TG  
PVD  
Titanium  
gold

.TCO  
PVD  
Titanium  
copper

.TCH  
PVD  
Titanium  
chocolate



### IN.04.39S

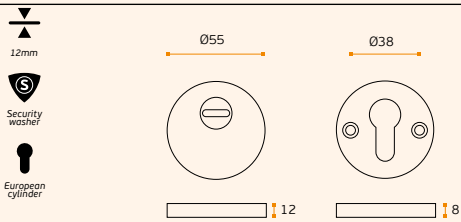
Escudete de segurança maciço para cilindro europeu /  
Solid security protection rose for european cylinder /  
Escudo de seguridad macizo para bombillo.



**MATERIAL:** EN 1.4301 / AISI 304 - **MACIÇO** / SOLID / MACIZO

**ACABAMENTO / FINISH / ACABADO STANDARD:** SATINADO / SATIN / SATIN

**OPTIONAL:** PVD TITANIUM COATED .TB / .TG / .TCO / .TCH



### IN.04.39S.15

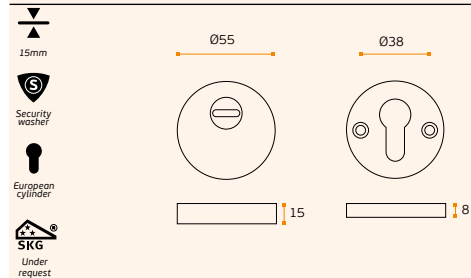
Escudete de segurança maciço para cilindro europeu /  
Solid security protection rose for european cylinder /  
Escudo de seguridad macizo para bombillo.



**MATERIAL:** EN 1.4301 / AISI 304 - **MACIÇO** / SOLID / MACIZO

**ACABAMENTO / FINISH / ACABADO STANDARD:** SATINADO / SATIN / SATIN

**OPTIONAL:** PVD TITANIUM COATED .TB / .TG / .TCO / .TCH



Security  
washer



Thickness  
plate



Normal  
key



European  
cylinder



WC  
closure



without  
hole



### IN.04.38S

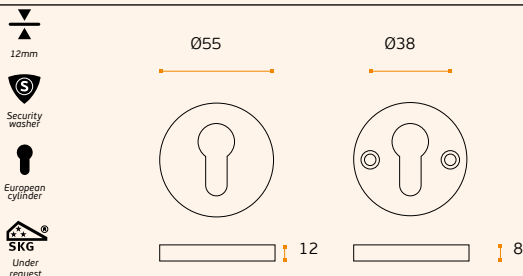
Escudete de segurança maciço para cilindro europeu /  
Solid security protection rose for european cylinder /  
Escudo de seguridad macizo para bombillo.



**MATERIAL:** EN 1.4301 / AISI 304 - **MACIÇO** / SOLID / MACIZO

**ACABAMENTO / FINISH / ACABADO STANDARD:** SATINADO / SATIN / SATIN

**OPTIONAL:** PVD TITANIUM COATED .TB / .TG / .TCO / .TCH



NEW



### IN.04.39S.UB

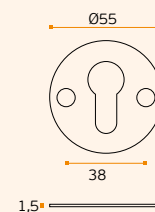
Base de 1,5mm para IN.04.39S e IN.04.38S /  
Under base with 1,5mm for IN.04.39S and IN.04.38S /  
Base de 1,5mm para IN.04.39S y IN.04.38S.



**MATERIAL:** EN 1.4301 / AISI 304 - **MACIÇO** / SOLID / MACIZO

**ACABAMENTO / FINISH / ACABADO STANDARD:** SATINADO / SATIN / SATIN

**OPTIONAL:** PVD TITANIUM COATED .TB / .TG / .TCO / .TCH



# ESCUDETES DE SEGURANÇA / SECURITY PROTECTION ROSE / ESCUDOS DE SEGURIDAD



## IN.04.37S

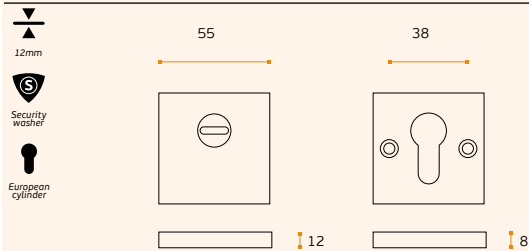
**Escudete de segurança maciço para cilindro europeu /**  
**Solid security protection rose for european cylinder /**  
**Escudo de seguridad macizo para bombillo.**



**MATERIAL:** EN 1.4301 / AISI 304 - **MACIÇO / SOLID / MACIZO**

**ACABAMENTO / FINISH / ACABADO STANDARD:** SATINADO / SATIN / SATIN

**OPTIONAL:** PVD TITANIUM COATED .TB / .TG / .TCO / .TCH



## IN.04.37S.15

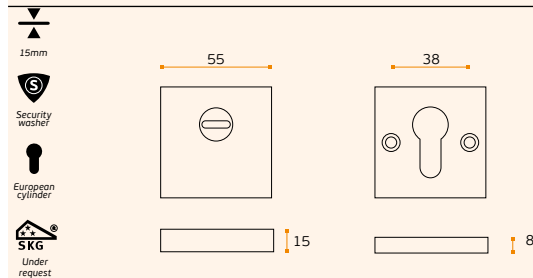
**Escudete de segurança maciço para cilindro europeu /**  
**Solid security protection rose for european cylinder /**  
**Escudo de seguridad macizo para bombillo.**



**MATERIAL:** EN 1.4301 / AISI 304 - **MACIÇO / SOLID / MACIZO**

**ACABAMENTO / FINISH / ACABADO STANDARD:** SATINADO / SATIN / SATIN

**OPTIONAL:** PVD TITANIUM COATED .TB / .TG / .TCO / .TCH



**.P**  
Mirror  
finish

**.TB**  
PVD  
Titanium  
black

**.TG**  
PVD  
Titanium  
gold

**.TCO**  
PVD  
Titanium  
copper

**.TCH**  
PVD  
Titanium  
chocolate

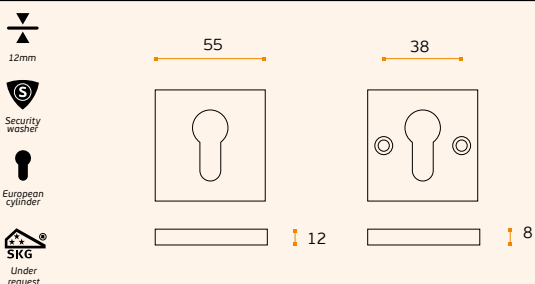


## IN.04.36S

**Escudete de segurança maciço para cilindro europeu /**  
**Solid security protection rose for european cylinder /**  
**Escudo de seguridad macizo para bombillo.**

**MATERIAL:** EN 1.4301 / AISI 304 - **MACIÇO / SOLID / MACIZO**

**ACABAMENTO / FINISH / ACABADO STANDARD:** SATINADO / SATIN / SATIN



**NEW**



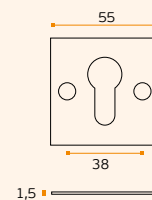
## IN.04.37S.UB

**Base de 1,5mm para IN.04.36S e IN.04.37S /**  
**Under base with 1,5mm for IN.04.36S and IN.04.37S /**  
**Base de 1,5mm para IN.04.36S y IN.04.37S.**

**MATERIAL:** EN 1.4301 / AISI 304 - **MACIÇO / SOLID / MACIZO**

**ACABAMENTO / FINISH / ACABADO STANDARD:** SATINADO / SATIN / SATIN

**OPTIONAL:** PVD TITANIUM COATED .TB / .TG / .TCO / .TCH



**S**  
Security  
washer

**▽**  
Thickness  
plate

**I**  
Normal  
key

**K**  
European  
cylinder

**WC**  
WC  
closure

**SF**  
without  
hole

.P  
Mirror  
finish

.TB  
PVD  
Titanium  
black

.TG  
PVD  
Titanium  
gold

.TCO  
PVD  
Titanium  
copper

.TCH  
PVD  
Titanium  
chocolate



IN.04.39S.TB  
Titanium Black



IN.04.37S.TB  
Titanium Black



IN.04.39S.TG  
Titanium Gold



IN.04.37S.TG  
Titanium Gold



IN.04.39S.TCO  
Titanium Copper



IN.04.37S.TCO  
Titanium Copper



IN.04.39S.TCH  
Titanium Chocolate



IN.04.37S.TCH  
Titanium Chocolate



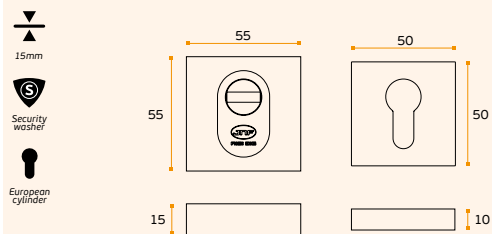
### IN.04.30S

Escudete de segurança para cilindro europeu /  
Security protection rose for european cylinder /  
Escudo de seguridad para bombillo.



MATERIAL: EN 1.4301 / AISI 304

ACABAMENTO / FINISH / ACABADO STANDARD: SATINADO / SATIN / SATIN



Security  
washer



Thickness  
plate



Normal  
key



European  
cylinder



WC  
closure



without  
hole

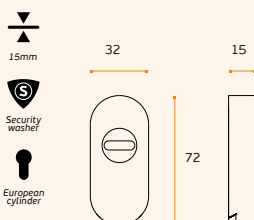


### IN.04.33S

Escudete de segurança para cilindro europeu / Security protection rose for european cylinder / Escudo de seguridad para bombillo.

MATERIAL: EN 1.4401 / AISI 316

ACABAMENTO / FINISH / ACABADO:  
STANDARD: SATINADO / SATIN / SATIN

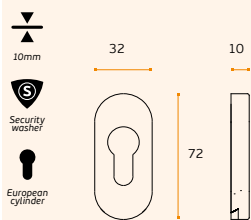


### IN.04.35.0

Escudete de segurança para cilindro europeu / Security protection rose for european cylinder / Escudo de seguridad para bombillo.

MATERIAL: EN 1.4301 / AISI 304

ACABAMENTO / FINISH / ACABADO:  
STANDARD: SATINADO / SATIN / SATIN

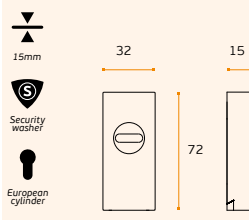


### IN.04.34S

Escudete de segurança para cilindro europeu / Security protection rose for european cylinder / Escudo de seguridad para bombillo.

MATERIAL: EN 1.4401 / AISI 316

ACABAMENTO / FINISH / ACABADO:  
STANDARD: SATINADO / SATIN / SATIN

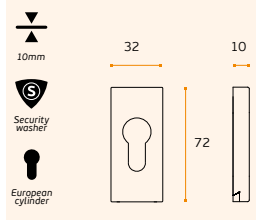


### IN.04.35RT

Escudete de segurança para cilindro europeu / Security protection rose for european cylinder / Escudo de seguridad para bombillo.

MATERIAL: EN 1.4301 / AISI 304

ACABAMENTO / FINISH / ACABADO:  
STANDARD: SATINADO / SATIN / SATIN



## **FECHOS DE BANHO E BLOQUEADORES /** **TOILET SNIB INDICATORS / CONDEÑAS**



.P  
Mirror  
finish

.TB  
PVD  
Titanium  
black

.TG  
PVD  
Titanium  
gold

.TCO  
PVD  
Titanium  
copper

.TCH  
PVD  
Titanium  
chocolate



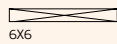
### IN.04.100

Fecho wc com ranhura para moeda com ou sem indicador (pode ser optado na instalação) / Bathroom snib indicator with coin slot with or without color indication (can be chosen on installation) / Condeña de baño con fenda para moneda con o sin indicador (opcional en la instalación).

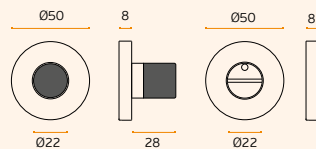
MATERIAL: EN 1.4301 / AISI 304

ACABAMENTO / FINISH / ACABADO STANDARD: SATINADO / SATIN / SATIN

Quadra / Spindle  
Quadrillo



Botão em silicone / Silicone  
Button /  
Botón de silicona.



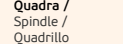
### IN.04.105

Fecho wc com ranhura para moeda com ou sem indicador (pode ser optado na instalação) / Bathroom snib indicator with coin slot with or without color indication (can be chosen on installation) / Condeña de baño con fenda para moneda con o sin indicador (opcional en la instalación).

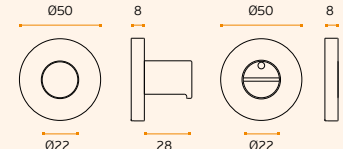
MATERIAL: EN 1.4301 / AISI 304

ACABAMENTO / FINISH / ACABADO STANDARD: SATINADO / SATIN / SATIN

Quadra /  
Spindle /  
Quadrillo



Botão em silicone / Silicone  
Button /  
Botón de silicona.



Security  
washer



Thickness  
plate



Normal  
key



European  
cylinder



WC  
closure



without  
hole



### IN.04.101

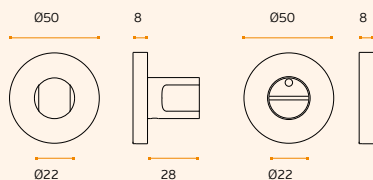
Fecho wc com ranhura para moeda com ou sem indicador (pode ser optado na instalação) / Bathroom snib indicator with coin slot with or without color indication (can be chosen on installation) / Condeña de baño con fenda para moneda con o sin indicador (opcional en la instalación).

.TB .TG .TCO .TCH

MATERIAL: EN 1.4301 / AISI 304

ACABAMENTO / FINISH / ACABADO STANDARD: SATINADO / SATIN / SATIN

OPTIONAL: PVD TITANIUM COATED .TB / .TG / .TCO / .TCH



### IN.04.101.P

Fecho wc com ranhura para moeda com ou sem indicador (pode ser optado na instalação) / Bathroom snib indicator with coin slot with or without color indication (can be chosen on installation) / Condeña de baño con fenda para moneda con o sin indicador (opcional en la instalación).

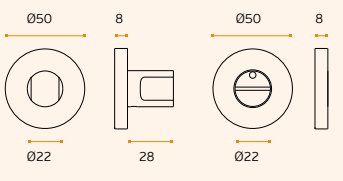
MATERIAL: EN 1.4301 / AISI 304

ACABAMENTO / FINISH / ACABADO: POLIDO / POLISHED / PULIDO

Quadra /  
Spindle /  
Quadrillo



Botão em silicone / Silicone  
Button /  
Botón de silicona.



# FECHOS DE BANHO E BLOQUEADORES / TOILET SNIB INDICATORS / CONDEÑAS

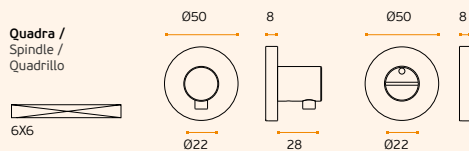


## IN.04.106

**Fecho wc com ranhura para moeda com ou sem indicador (pode ser optado na instalação) / Bathroom snib indicator with coin slot with or without color indication (can be chosen on installation) / Condeña de baño con fenda para moneda con o sin indicador (opcional en la instalación).**

**MATERIAL:** EN 1.4301 / AISI 304

**ACABAMENTO / FINISH / ACABADO STANDARD:** SATINADO / SATIN / SATIN

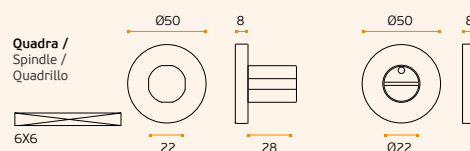


## IN.04.107

**Fecho wc com ranhura para moeda com ou sem indicador (pode ser optado na instalação) / Bathroom snib indicator with coin slot with or without color indication (can be chosen on installation) / Condeña de baño con fenda para moneda con o sin indicador (opcional en la instalación).**

**MATERIAL:** EN 1.4301 / AISI 304

**ACABAMENTO / FINISH / ACABADO STANDARD:** SATINADO / SATIN / SATIN



**.P**  
Mirror finish

**.TB**  
PVD  
Titanium black

**.TG**  
PVD  
Titanium gold

**.TCO**  
PVD  
Titanium copper

**.TCH**  
PVD  
Titanium chocolate

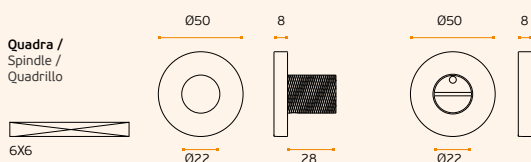


## IN.04.109

**Fecho wc com ranhura para moeda com ou sem indicador (pode ser optado na instalação) / Bathroom snib indicator with coin slot with or without color indication (can be chosen on installation) / Condeña de baño con fenda para moneda con o sin indicador (opcional en la instalación).**

**MATERIAL:** EN 1.4301 / AISI 304

**ACABAMENTO / FINISH / ACABADO STANDARD:** SATINADO / SATIN / SATIN

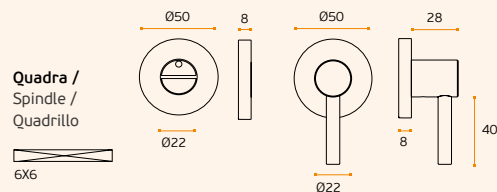


## IN.04.110

**Fecho wc com ranhura para moeda com ou sem indicador (pode ser optado na instalação) / Bathroom snib indicator with coin slot with or without color indication (can be chosen on installation) / Condeña de baño con fenda para moneda con o sin indicador (opcional en la instalación).**

**MATERIAL:** EN 1.4301 / AISI 304

**ACABAMENTO / FINISH / ACABADO STANDARD:** SATINADO / SATIN / SATIN



Security washer

Thickness plate

Normal key

European cylinder

WC closure

without hole



.P  
Mirror  
finish

.TB  
PVD  
Titanium  
black

.TG  
PVD  
Titanium  
gold

.TCO  
PVD  
Titanium  
copper

.TCH  
PVD  
Titanium  
chocolate

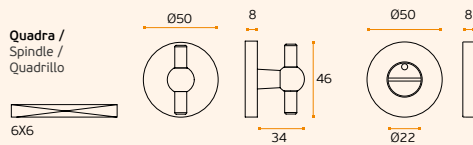


### IN.04.111 TRAIN

**Fecho wc com ranhura para moeda com ou sem indicador (pode ser optado na instalação) / Bathroom snib indicator with coin slot with or without color indication (can be chosen on installation) / Condeña de baño con fenda para moneda con o sin indicador (opcional en la instalación).**

**MATERIAL:** EN 1.4301 / AISI 304

**ACABAMENTO / FINISH / ACABADO STANDARD:** SATINADO / SATIN / SATIN

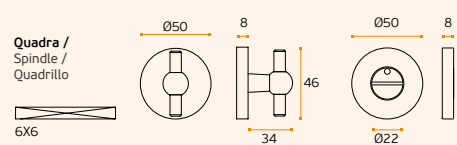


### IN.04.111.P TRAIN

**Fecho wc com ranhura para moeda com ou sem indicador (pode ser optado na instalação) / Bathroom snib indicator with coin slot with or without color indication (can be chosen on installation) / Condeña de baño con fenda para moneda con o sin indicador (opcional en la instalación).**

**MATERIAL:** EN 1.4301 / AISI 304

**ACABAMENTO / FINISH / ACABADO:** POLIDO / POLISHED / PULIDO



Security washer



Thickness plate



Normal key



European cylinder



WC closure



without hole

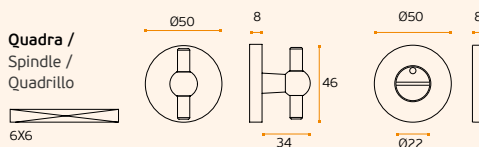


### IN.04.111.RAW TRAIN

**Fecho wc com ranhura para moeda com ou sem indicador (pode ser optado na instalação) / Bathroom snib indicator with coin slot with or without color indication (can be chosen on installation) / Condeña de baño con fenda para moneda con o sin indicador (opcional en la instalación).**

**MATERIAL:** EN 1.4301 / AISI 304

**ACABAMENTO / FINISH / ACABADO:** SATINADO / SATIN / SATIN + RAW



### IN.04.112

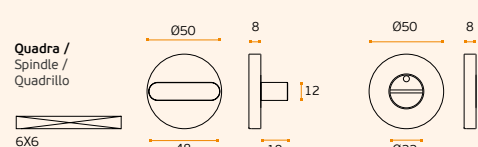
**Fecho wc com ranhura para moeda com ou sem indicador (pode ser optado na instalação) / Bathroom snib indicator with coin slot with or without color indication (can be chosen on installation) / Condeña de baño con fenda para moneda con o sin indicador (opcional en la instalación).**

.TB .TG .TCO .TCH

**MATERIAL:** EN 1.4301 / AISI 304

**ACABAMENTO / FINISH / ACABADO STANDARD:** SATINADO / SATIN / SATIN

**OPTIONAL:** PVD TITANIUM COATED .TB / .TG / .TCO / .TCH



## FECHOS DE BANHO E BLOQUEADORES / TOILET SNIB INDICATORS / CONDEÑAS

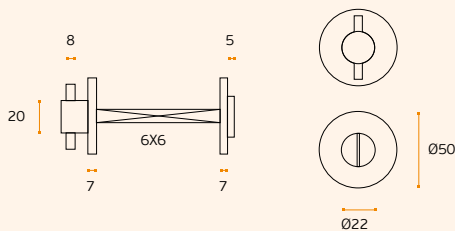


### IN.04.236.06

**Fecho wc com ranhura para moeda sem indicador, base em nylon e fixações ocultas** / Bathroom snib indicator with coin slot without color indication, nylon base and concealed fixings / Condeña de baño con fenda para moneda sin indicador, base en nylon e fijaciones ocultas.

**MATERIAL:** EN 1.4301 / AISI 304

**ACABAMENTO / FINISH / ACABADO STANDARD:** SATINADO / SATIN / SATIN



### IN.04.239.06

**Fecho wc com ranhura para moeda com indicador, base em nylon e fixações ocultas** / Bathroom snib indicator with coin slot with color indication, nylon base and concealed fixings / Condeña de baño con fenda para moneda con indicador, base en nylon e fijaciones ocultas.

**MATERIAL:** EN 1.4301 / AISI 304

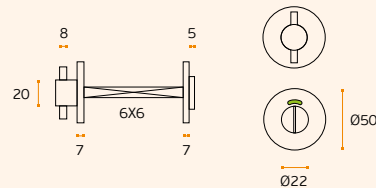
**ACABAMENTO / FINISH / ACABADO STANDARD:** SATINADO / SATIN / SATIN



**Não compatível com IN.20.AWC /**

**Not compatible with IN.20.AWC /**

**No es compatible con IN.20.AWC**



**.P**  
Mirror  
finish

**.TB**  
PVD  
Titanium  
black

**.TG**  
PVD  
Titanium  
gold

**.TCO**  
PVD  
Titanium  
copper

**.TCH**  
PVD  
Titanium  
chocolate

NEW



### IN.04.266.KN

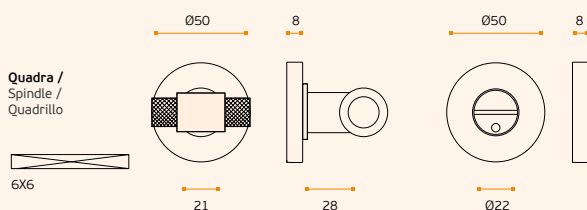
**Fecho wc com ranhura para moeda com ou sem indicador (pode ser optado na instalação)** / Bathroom snib indicator with coin slot with or without color indication (can be chosen on instalation) / Condeña de baño con fenda para moneda con o sin indicador (opcional en la instalación).

**.TB .TG .TCO .TCH**

**MATERIAL:** EN 1.4301 / AISI 304

**ACABAMENTO / FINISH / ACABADO STANDARD:** SATINADO / SATIN / SATIN

**OPTIONAL:** PVD TITANIUM COATED .TB / .TG / .TCO / .TCH



### IN.04.266

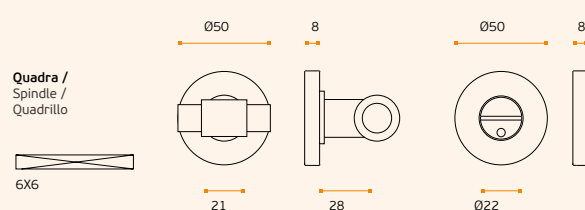
**Fecho wc com ranhura para moeda com ou sem indicador (pode ser optado na instalação)** / Bathroom snib indicator with coin slot with or without color indication (can be chosen on instalation) / Condeña de baño con fenda para moneda con o sin indicador (opcional en la instalación).

**.TB .TG .TCO .TCH**

**MATERIAL:** EN 1.4301 / AISI 304

**ACABAMENTO / FINISH / ACABADO STANDARD:** SATINADO / SATIN / SATIN

**OPTIONAL:** PVD TITANIUM COATED .TB / .TG / .TCO / .TCH



**S**  
Security  
washer

**▽**  
Thickness  
plate

**I**  
Normal  
key

**K**  
European  
cylinder

**WC**  
closure

**SF**  
without  
hole

.P  
Mirror  
finish

.TB  
PVD  
Titanium  
black

.TG  
PVD  
Titanium  
gold

.TCO  
PVD  
Titanium  
copper

.TCH  
PVD  
Titanium  
chocolate



### IN.04.256

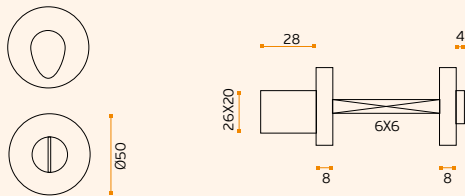
**Fecho wc com ranhura para moeda sem indicador, base em nylon e fixações ocultas / Bathroom snib indicator with coin slot without color indication, nylon base and concealed fixings / Condeña de baño con fenda para moneda sin indicador, base en nylon e fijaciones ocultas.**



**MATERIAL:** EN 1.4301 / AISI 304

**ACABAMENTO / FINISH / ACABADO STANDARD:** SATINADO / SATIN / SATIN

**OPTIONAL:** PVD TITANIUM COATED .TB / .TG / .TCO / .TCH



### IN.04.254

**Fecho wc com ranhura para moeda com indicador, base em nylon e fixações ocultas / Bathroom snib indicator with coin slot with color indication, nylon base and concealed fixings / Condeña de baño con fenda para moneda con indicador, base en nylon e fijaciones ocultas.**

**MATERIAL:** EN 1.4301 / AISI 304

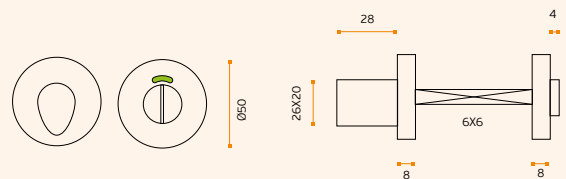
**ACABAMENTO / FINISH / ACABADO STANDARD:** SATINADO / SATIN / SATIN



**Não compatível com IN.20.AWC /**

**Not compatible with IN.20.AWC /**

**No es compatible con IN.20.AWC**



Security  
washer



Thickness  
plate



Normal  
key



European  
cylinder



WC  
closure



without  
hole



### IN.04.239

**Fecho wc com ranhura para moeda com indicador, base metálica e fixações ocultas / Bathroom snib indicator with coin slot with color indication, metallic base and concealed fixings / Condeña de baño con fenda para moneda con indicador, base metálica e fijaciones ocultas.**

**MATERIAL:** EN 1.4301 / AISI 304

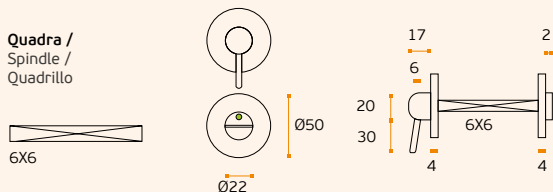
**ACABAMENTO / FINISH / ACABADO STANDARD:** SATINADO / SATIN / SATIN



**Não compatível com IN.20.AWC /**

**Not compatible with IN.20.AWC /**

**No es compatible con IN.20.AWC**

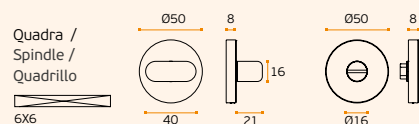


### IN.04.115

**Fecho wc com ranhura para moeda / Bathroom snib indicator with coin slot / Condeña de baño con fenda para moneda.**

**MATERIAL:** EN 1.4301 / AISI 304

**ACABAMENTO / FINISH / ACABADO STANDARD:** SATINADO / SATIN / SATIN



## FECHOS DE BANHO E BLOQUEADORES / TOILET SNIB INDICATORS / CONDEÑAS

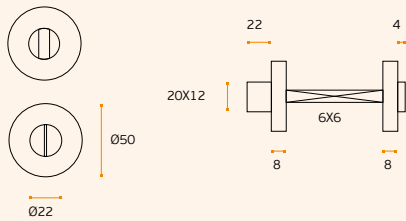


### IN.04.236

**Fecho wc com ranhura para moeda sem indicador, base em nylon e fixações ocultas / Bathroom snib indicator with coin slot without color indication, nylon base and concealed fixings / Condeña de baño con fenda para moneda sin indicador, base en nylon e fijaciones ocultas.**

**MATERIAL:** EN 1.4301 / AISI 304

**ACABAMENTO / FINISH / ACABADO STANDARD:** SATINADO / SATIN / SATIN



### IN.04.234

**Fecho wc com ranhura para moeda com indicador, base em nylon e fixações ocultas / Bathroom snib indicator with coin slot with color indication, nylon base and concealed fixings / Condeña de baño con fenda para moneda con indicador, base en nylon e fijaciones ocultas.**

**MATERIAL:** EN 1.4301 / AISI 304

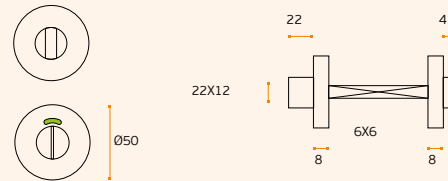
**ACABAMENTO / FINISH / ACABADO STANDARD:** SATINADO / SATIN / SATIN



**Não compatível com IN.20.AWC /**

**Not compatible with IN.20.AWC /**

**No es compatible con IN.20.AWC**



**.P**  
Mirror  
finish

**.TB**  
PVD  
Titanium  
black

**.TG**  
PVD  
Titanium  
gold

**.TCO**  
PVD  
Titanium  
copper

**.TCH**  
PVD  
Titanium  
chocolate

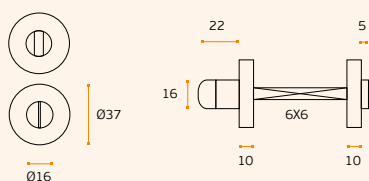


### IN.04.242

**Fecho wc com ranhura para moeda sem indicador, base em nylon e fixações ocultas / Bathroom snib indicator with coin slot without color indication, nylon base and concealed fixings / Condeña de baño con fenda para moneda sin indicador, base en nylon e fijaciones ocultas.**

**MATERIAL:** EN 1.4301 / AISI 304

**ACABAMENTO / FINISH / ACABADO STANDARD:** SATINADO / SATIN / SATIN



### IN.04.250

**Fecho wc com chave triangular com indicador, base em nylon e fixações ocultas / Bathroom snib indicator with triangular key with color indication, nylon base and concealed fixings / Condeña de baño con llave triangular con indicador, base en nylon e fijaciones ocultas.**

**MATERIAL:** EN 1.4301 / AISI 304

**ACABAMENTO / FINISH / ACABADO STANDARD:** SATINADO / SATIN / SATIN



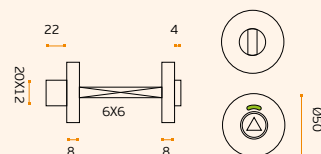
**Não compatível com IN.20.AWC /**

**Not compatible with IN.20.AWC /**

**No es compatible con IN.20.AWC**



**IN.04.251**  
Chave triangular /  
Triangular key / Llave triangular



Security  
washer

Thickness  
plate

Normal  
key

European  
cylinder

WC  
closure

SF  
without  
hole

.P  
Mirror  
finish

.TB  
PVD  
Titanium  
black

.TG  
PVD  
Titanium  
gold

.TCO  
PVD  
Titanium  
copper

.TCH  
PVD  
Titanium  
chocolate

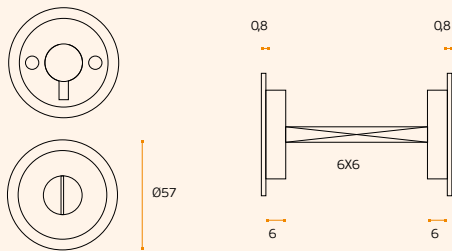


### IN.04.241

**Fecho wc de embutir com ranhura para moeda sem indicador /  
Concealed bathroom snib indicator with coin slot without color indication /  
Condeña de baño de embutir con fenda para moneda sin indicador.**

**MATERIAL:** EN 1.4301 / AISI 304

**ACABAMENTO / FINISH / ACABADO STANDARD:** SATINADO / SATIN / SATIN



NEW



### IN.04.240

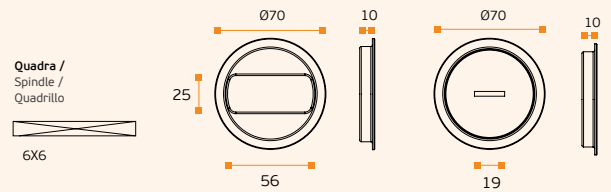
**Fecho wc de embutir com ranhura para moeda sem indicador /  
Concealed bathroom snib indicator with coin slot without color indication /  
Condeña de baño de embutir con fenda para moneda sin indicador.**

.TB .TG .TCO .TCH

**MATERIAL:** EN 1.4301 / AISI 304

**ACABAMENTO / FINISH / ACABADO STANDARD:** SATINADO / SATIN / SATIN

**OPTIONAL:** PVD TITANIUM COATED .TB / .TG / .TCO / .TCH



Security  
washer



Thickness  
plate



Normal  
key



European  
cylinder



WC  
closure



without  
hole



## FECHOS DE BANHO E BLOQUEADORES / TOILET SNIB INDICATORS / CONDEÑAS



### IN.04.246

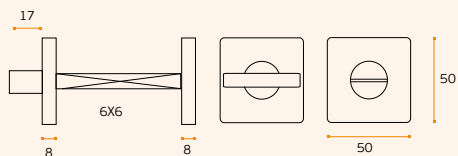
**Fecho wc com ranhura para moeda sem indicador, base em nylon e fixações ocultas / Bathroom snib indicator with coin slot without color indication, nylon base and concealed fixings / Condeña de baño con fenda para moneda sin indicador, base en nylon e fijaciones ocultas.**



**MATERIAL:** EN 1.4301 / AISI 304

**ACABAMENTO / FINISH / ACABADO STANDARD:** SATINADO / SATIN / SATIN

**OPTIONAL:** PVD TITANIUM COATED .TB / .TG / .TCO / .TCH



IN.04.246.TB  
Titanium Black

**.P**  
Mirror  
finish

**.TB**  
PVD  
Titanium  
black

**.TG**  
PVD  
Titanium  
gold

**.TCO**  
PVD  
Titanium  
copper

**.TCH**  
PVD  
Titanium  
chocolate



IN.04.246.TG  
Titanium Gold



### IN.04.120

**Fecho wc com ranhura para moeda sem indicador, base em nylon e fixações ocultas / Bathroom snib indicator with coin slot without color indication, nylon base and concealed fixings / Condeña de baño con fenda para moneda sin indicador, base en nylon e fijaciones ocultas.**



**MATERIAL:** EN 1.4301 / AISI 304

**ACABAMENTO / FINISH / ACABADO STANDARD:** SATINADO / SATIN / SATIN

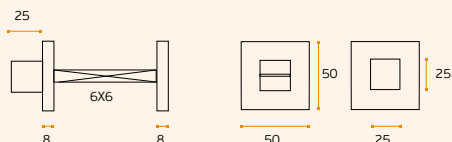
**OPTIONAL:** PVD TITANIUM COATED .TB / .TG / .TCO / .TCH



**Não compatível com IN.20.AWC /**

**Not compatible with IN.20.AWC /**

**No es compatible con IN.20.AWC**



IN.04.120.TCO  
Titanium Copper



IN.04.120.TCH  
Titanium Chocolate

.P  
Mirror  
finish

.TB  
PVD  
Titanium  
black

.TG  
PVD  
Titanium  
gold

.TCO  
PVD  
Titanium  
copper

.TCH  
PVD  
Titanium  
chocolate

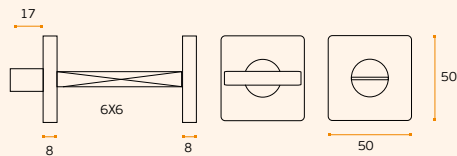


### IN.04.246.P

**Fecho wc com ranhura para moeda sem indicador, base em nylon e fixações ocultas / Bathroom snib indicator with coin slot without color indication, nylon base and concealed fixings / Condeña de baño con fenda para moneda sin indicador, base en nylon e fijaciones ocultas.**

**MATERIAL:** EN 1.4301 / AISI 304

**ACABAMENTO / FINISH / ACABADO:** POLIDO / POLISHED / PULIDO



### IN.04.244

**Fecho wc com ranhura para moeda com indicador, base em nylon e fixações ocultas / Bathroom snib indicator with coin slot with color indication, nylon base and concealed fixings / Condeña de baño con fenda para moneda con indicador, base en nylon e fijaciones ocultas.**

**MATERIAL:** EN 1.4301 / AISI 304

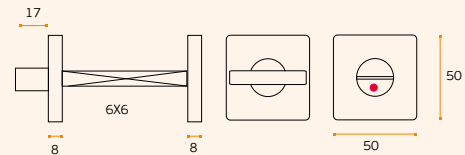
**ACABAMENTO / FINISH / ACABADO STANDARD:** SATINADO / SATIN / SATIN



**Não compatível com IN.20.AWC /**

**Not compatible with IN.20.AWC /**

**No es compatible con IN.20.AWC**



### IN.04.120.P

**Fecho de casa de banho sem indicador de cor / Snib indicator without color indicator / Condeña de baño sin el indicador del color.**

**MATERIAL:** EN 1.4301 / AISI 304

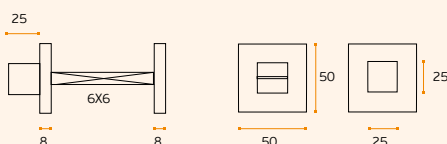
**ACABAMENTO / FINISH / ACABADO:** POLIDO / POLISHED / PULIDO



**Não compatível com IN.20.AWC /**

**Not compatible with IN.20.AWC /**

**No es compatible con IN.20.AWC**

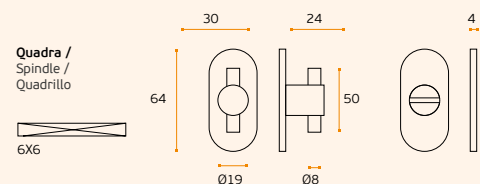


### IN.04.286

**Fecho wc com ranhura para moeda sem indicador, base metálica e fixações ocultas / Bathroom snib indicator with coin slot without color indication, metallic base and concealed fixings / Condeña de baño con fenda para moneda sin indicador, base metálica e fijaciones ocultas.**

**MATERIAL:** EN 1.4301 / AISI 304

**ACABAMENTO / FINISH / ACABADO STANDARD:** SATINADO / SATIN / SATIN



## PLACAS PARA PUXADORES / PLATE FOR LEVER HANDLES / PLACAS PARA MANILLAS.



A JNF disponibiliza uma grande variedade de botões de casa de banho aplicáveis nas diversas placas. Pelo exterior o mesmo botão tem indicador de cor livre/ocupado ou pode ficar sem indicação. Possui uma fenda que permite desbloquear a fechadura em caso de emergência. Pelo interior poderá escolher 1 dos 10 modelos de botões.

JNF has a wide variety of buttons to the bathroom to install in the various available plates. On the exterior the same button has color indication free/busy or can be without indication. Has a loophole that allows unlocking the lock in case of emergency. On the inside can be chosen 1 of the 10 models of buttons available.

JNF tiene una gran variedad de botones para el baño para aplicar en las diversas placas. En el exterior lo botón tiene indicación de color libre/ocupado o sin indicación. Tiene una laguna que permite liberar la cerradura en caso de emergencia. En el interior se puede elegir 1 de los 10 modelos de botones.

São possíveis todas as combinações entre os puxadores e as placas existentes. O pedido deve ser efectuado, indicando a referência do puxador seguida da referência da placa.

Exemplo:  
 IN.00.078.SR – IN.03.008.SF

It's possible all the combinations between handles and the plates. The order should be effected by indicating the handle and plate reference.

Example:  
 IN.00.078.SR – IN.03.008.SF

Es posible combinar todas las placas con nuestras manillas. El pedido debe ser efectuado indicando la referencia de la manilla más la referencia de la placa deseada.

Ejemplo:  
 IN.00.078.SR – IN.03.008.SF



IN.00.078.SR  
 +  
 IN.03.008.SF  
 Exemplo /  
 Example / Ejemplo



SF  
 Placa cega /  
 Plate without hole /  
 Placa ciega.



PZ  
 Furo para cilindro  
 europeu /  
 European cylinder  
 key hole /  
 Agujero para bombillo  
 europeu.


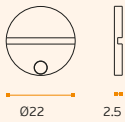


EC  
 Furo para chave  
 normal /  
 Normal key hole /  
 Agujero para llave  
 de borjas.





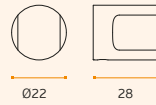
**STANDARD**  
**Botões para livre/ocupado /**  
Buttons for snib indicator /  
Botones para libre/ocupado.



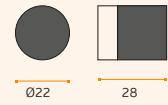
**Botão exterior.**  
**Elegível na instalação /**  
Outside button.  
Can be chosen on  
installation /  
Botom exterior.  
A elegir en la instalación.



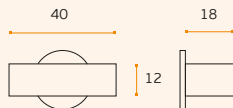
**STANDARD B1**  
**Botões para livre/ocupado /**  
Buttons for snib indicator /  
Botones para libre/ocupado.



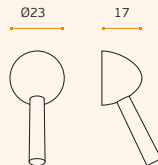
**SILICONE B2**  
**Botões para livre/ocupado /**  
Buttons for snib indicator /  
Botones para libre/ocupado.



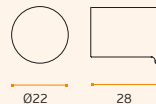
**SQUARE B3**  
**Botões para livre/ocupado /**  
Buttons for snib indicator /  
Botones para libre/ocupado.



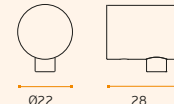
**BASTON B4**  
**Botões para livre/ocupado /**  
Buttons for snib indicator /  
Botones para libre/ocupado.



**SHAPE B5**  
**Botões para livre/ocupado /**  
Buttons for snib indicator /  
Botones para libre/ocupado.



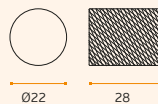
**PIN B6**  
**Botões para livre/ocupado /**  
Buttons for snib indicator /  
Botones para libre/ocupado.



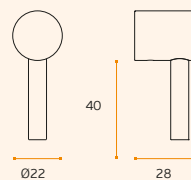
**SMART B7**  
**Botões para livre/ocupado /**  
Buttons for snib indicator /  
Botones para libre/ocupado.



**DIAMOND B9**  
**Botões para livre/ocupado /**  
Buttons for snib indicator /  
Botones para libre/ocupado.



**EASY B10**  
**Botões para livre/ocupado /**  
Buttons for snib indicator /  
Botones para libre/ocupado.



**SQUARE ROUNDED B11**  
**Botões para livre/ocupado /**  
Buttons for snib indicator /  
Botones para libre/ocupado.



**PLACAS PARA PUXADORES /**  
PLATE FOR LEVER HANDLES /  
PLACAS PARA MANILLAS.



NEW

### IN.03.014.EC

Placa sem mola com anilha de segurança para chave normal /  
Plate for normal key without spring with security washer / Placa sin muelle con arandella de seguridad para llave de borjas.

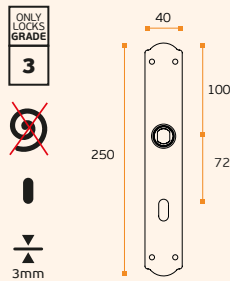


MATERIAL: EN 1.4301 / AISI 304

ACABAMENTO / FINISH / ACABADO:  
STANDARD: SATINADO / SATIN / SATIN

OPTIONAL: PVD TITANIUM COATED

.TB / .TG / .TCO / .TCH



NEW

### IN.03.014.PZ

Placa sem mola com anilha de segurança para cilindro europeu /  
Plate without spring with security washer for european cylinder / Placa sin muelle con arandella de seguridad para cilindro europeo.

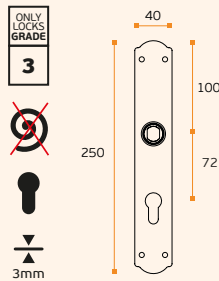


MATERIAL: EN 1.4301 / AISI 304

ACABAMENTO / FINISH / ACABADO:  
STANDARD: SATINADO / SATIN / SATIN

OPTIONAL: PVD TITANIUM COATED

.TB / .TG / .TCO / .TCH



.P  
Mirror  
finish

.TB  
PVD  
Titanium  
black

.TG  
PVD  
Titanium  
gold

.TCO  
PVD  
Titanium  
copper

.TCH  
PVD  
Titanium  
chocolate



Without  
spring



With  
spring



Thickness  
plate



Normal  
key



European  
cylinder



WC  
closure



without  
hole

NEW

### IN.03.014.B1

Placa sem mola com anilha de segurança para fecho wc. Outros botões disponíveis /  
Plate without spring with security washer for wc closure. Other buttons available / Placa sin muelle con arandella de seguridad para cierre wc. Otros botones disponibles.

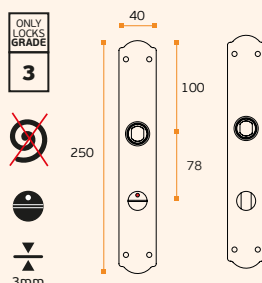


MATERIAL: EN 1.4301 / AISI 304

ACABAMENTO / FINISH / ACABADO:  
STANDARD: SATINADO / SATIN / SATIN

OPTIONAL: PVD TITANIUM COATED

.TB / .TG / .TCO / .TCH



NEW

### IN.03.014.SF

Placa cega sem mola com anilha de segurança /  
Plate without hole and spring with security washer / Placa ciega sin muelle con arandella de seguridad.

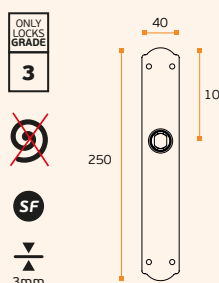


MATERIAL: EN 1.4301 / AISI 304

ACABAMENTO / FINISH / ACABADO:  
STANDARD: SATINADO / SATIN / SATIN

OPTIONAL: PVD TITANIUM COATED

.TB / .TG / .TCO / .TCH



IN.03.014.PZ  
+ IN.00.019  
Exemplo /  
Example /  
Ejemplo



# PLACAS PARA PUXADORES / PLATE FOR LEVER HANDLES / PLACAS PARA MANILLAS.

NEW

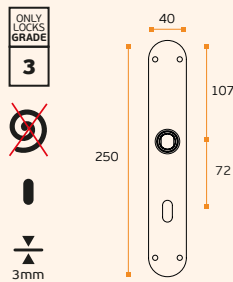
**IN.03.015.EC**

Placa sem mola com anilha de segurança para chave normal / Plate for normal key without spring with security washer / Placa sin muelle con arandella de seguridad para llave de borjas.

**MATERIAL:** EN 1.4301 / AISI 304

**ACABAMENTO / FINISH / ACABADO:**  
**STANDARD:** SATINADO / SATIN / SATIN

**OPTIONAL:** PVD TITANIUM COATED

**.TB / .TG / .TCO / .TCH**


NEW

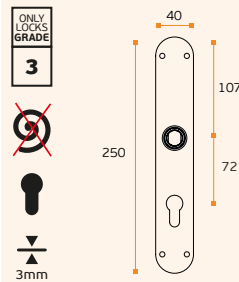
**IN.03.015.PZ**

Placa sem mola com anilha de segurança para cilindro europeu / Plate without spring with security washer for european cylinder / Placa sin muelle con arandella de seguridad para cilindro europeo.

**MATERIAL:** EN 1.4301 / AISI 304

**ACABAMENTO / FINISH / ACABADO:**  
**STANDARD:** SATINADO / SATIN / SATIN

**OPTIONAL:** PVD TITANIUM COATED

**.TB / .TG / .TCO / .TCH**

**IN.03.015.PZ +  
 IN.00.019.LN**  
 Exemplo /  
 Example /  
 Ejemplo

**.P**  
 Mirror  
 finish

**.TB**  
 PVD  
 Titanium  
 black

**.TG**  
 PVD  
 Titanium  
 gold

**.TCO**  
 PVD  
 Titanium  
 copper

**.TCH**  
 PVD  
 Titanium  
 chocolate


NEW

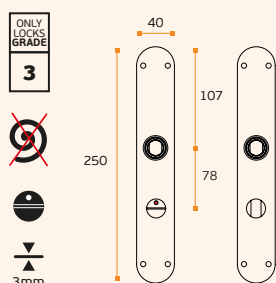
**IN.03.015.B1**

Placa sem mola com anilha de segurança para fecho wc. Outros botões disponíveis / Plate without spring with security washer for wc closure. Other buttons available / Placa sin muelle con arandella de seguridad para cierre wc. Otros botones disponibles.

**MATERIAL:** EN 1.4301 / AISI 304

**ACABAMENTO / FINISH / ACABADO:**  
**STANDARD:** SATINADO / SATIN / SATIN

**OPTIONAL:** PVD TITANIUM COATED

**.TB / .TG / .TCO / .TCH**


NEW

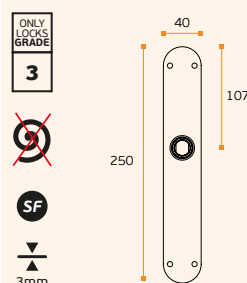
**IN.03.015.SF**

Placa cega sem mola com anilha de segurança / Plate without hole and spring with security washer / Placa ciega sin muelle con arandella de seguridad.

**MATERIAL:** EN 1.4301 / AISI 304

**ACABAMENTO / FINISH / ACABADO:**  
**STANDARD:** SATINADO / SATIN / SATIN

**OPTIONAL:** PVD TITANIUM COATED

**.TB / .TG / .TCO / .TCH**


NEW

### IN.03.016.EC

Placa sem mola com anilha de segurança para chave normal /  
Plate for normal key without spring with security washer /  
Placa sin muelle con arandella de seguridad para llave de borjas.

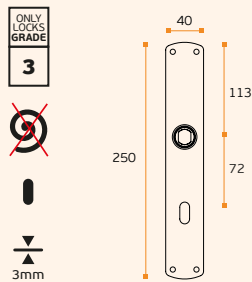


MATERIAL: EN 1.4301 / AISI 304

ACABAMENTO / FINISH / ACABADO:  
STANDARD: SATINADO / SATIN / SATIN

OPTIONAL: PVD TITANIUM COATED

.TB / .TG / .TCO / .TCH



NEW

### IN.03.016.PZ

Placa sem mola com anilha de segurança para cilindro europeu /  
Plate without spring with security washer for european cylinder /  
Placa sin muelle con arandella de seguridad para cilindro europeo.

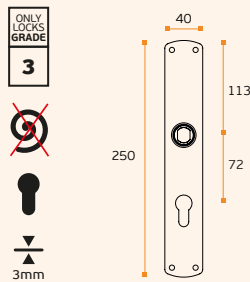


MATERIAL: EN 1.4301 / AISI 304

ACABAMENTO / FINISH / ACABADO:  
STANDARD: SATINADO / SATIN / SATIN

OPTIONAL: PVD TITANIUM COATED

.TB / .TG / .TCO / .TCH



IN.03.016.PZ  
+ IN.00.017  
Exemplo /  
Example /  
Ejemplo

.P  
Mirror  
finish

.TB  
PVD  
Titanium  
black

.TG  
PVD  
Titanium  
gold

.TCO  
PVD  
Titanium  
copper

.TCH  
PVD  
Titanium  
chocolate



NEW

### IN.03.016.B1

Placa sem mola com anilha de segurança para fecho wc. Outros botões disponíveis /  
Plate without spring with security washer for wc closure. Other buttons available /  
Placa sin muelle con arandella de seguridad para cierre wc. Otros botones disponibles.

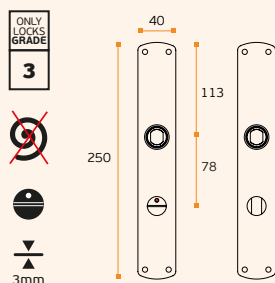


MATERIAL: EN 1.4301 / AISI 304

ACABAMENTO / FINISH / ACABADO:  
STANDARD: SATINADO / SATIN / SATIN

OPTIONAL: PVD TITANIUM COATED

.TB / .TG / .TCO / .TCH



NEW

### IN.03.016.SF

Placa cega sem mola com anilha de segurança /  
Plate without hole and spring with security washer /  
Placa ciega sin muelle con arandella de seguridad.

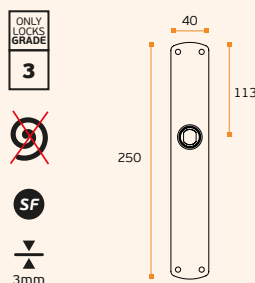


MATERIAL: EN 1.4301 / AISI 304

ACABAMENTO / FINISH / ACABADO:  
STANDARD: SATINADO / SATIN / SATIN

OPTIONAL: PVD TITANIUM COATED

.TB / .TG / .TCO / .TCH



Without  
spring

With  
spring

Thickness  
plate

Normal  
key

European  
cylinder

WC  
closure

SF  
without  
hole



# PLACAS PARA PUXADORES / PLATE FOR LEVER HANDLES / PLACAS PARA MANILLAS.

NEW

## IN.03.300.EC.

Placa com entrada para chave normal com fixações ocultas /  
 Plate for normal key with hidden fixings /  
 Placa para llave normal con fijaciones ocultas.



MATERIAL: EN 1.4301 / AISI 304

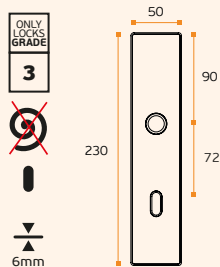
ACABAMENTO / FINISH / ACABADO:  
 STANDARD: SATINADO / SATIN / SATIN

OPTIONAL: PVD TITANIUM COATED

.TB / .TG / .TCO / .TCH

OPTIONAL: NATURAL LEATHER

BLACK .N BROWN .B CAMEL .C



NEW

## IN.03.300.PZ.

Placa com entrada para cilindro europeu com fixações ocultas /  
 Plate for european cylinder with hidden fixings /  
 Placa para bombillo europeo con fijaciones ocultas.



MATERIAL: EN 1.4301 / AISI 304

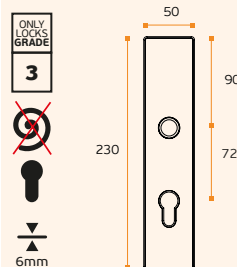
ACABAMENTO / FINISH / ACABADO:  
 STANDARD: SATINADO / SATIN / SATIN

OPTIONAL: PVD TITANIUM COATED

.TB / .TG / .TCO / .TCH

OPTIONAL: NATURAL LEATHER

BLACK .N BROWN .B CAMEL .C



Exemplo /  
 Example / Ejemplo

NEW

## IN.03.300.B9.

Placa sem mola interior para fecho wc com fixações ocultas (outros botões disponíveis) /  
 Standard plate without interior spring for wc closure with hidden fixings (other buttons available) /  
 Placa standard con resorte interior para cierre wc con fijaciones ocultas. (otros botones disponibles).



MATERIAL: EN 1.4301 / AISI 304

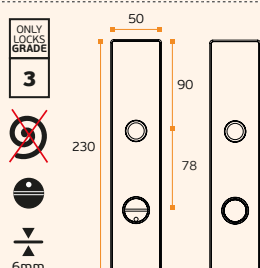
ACABAMENTO / FINISH / ACABADO:  
 STANDARD: SATINADO / SATIN / SATIN

OPTIONAL: PVD TITANIUM COATED

.TB / .TG / .TCO / .TCH

OPTIONAL: NATURAL LEATHER

BLACK .N BROWN .B CAMEL .C



NEW

## IN.03.300.SF.

Placa cega sem mola com fixações ocultas e interior em nylon /  
 Blind plate without spring with hidden fixings and inner mechanism in nylon /  
 Placa ciega sin muelle con fijaciones ocultas e mecanismo interior en nylon.



MATERIAL: EN 1.4301 / AISI 304

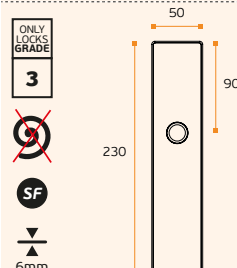
ACABAMENTO / FINISH / ACABADO:  
 STANDARD: SATINADO / SATIN / SATIN

OPTIONAL: PVD TITANIUM COATED

.TB / .TG / .TCO / .TCH

OPTIONAL: NATURAL LEATHER

BLACK .N BROWN .B CAMEL .C



.P  
 Mirror  
 finish

.TB  
 PVD  
 Titanium  
 black

.TG  
 PVD  
 Titanium  
 gold

.TCO  
 PVD  
 Titanium  
 copper

.TCH  
 PVD  
 Titanium  
 chocolate

S

3

Without  
 spring

With  
 spring

Thickness  
 plate

Normal  
 key

European  
 cylinder

WC  
 closure

SF  
 without  
 hole



Exemplo /  
Example / Ejemplo

IN.03.300.EC.N.TG

1 2 3 4

1 - Referência do produto /  
Product reference / Referencia del producto  
2 - Versão da placa /  
Plate version / Versión de la placa  
3 - Pele /  
Leather / Piel  
4 - Acabamento titânio /  
Titanium finish / Acabados titânio

# PLACAS PARA PUXADORES / PLATE FOR LEVER HANDLES / PLACAS PARA MANILLAS.

## IN.03.071.EC

Placa 100% recta sem mola interior para chave normal / 100% straight plate without spring for normal key / Placa 100% recta sin muelle para llave de borjas.

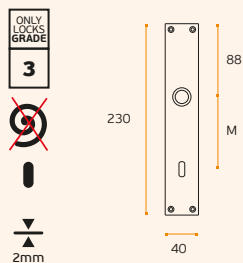


**MATERIAL:** EN 1.4301 / AISI 304

**ACABAMENTO / FINISH / ACABADO:**  
**STANDARD:** SATINADO / SATIN / SATIN

**OPTIONAL:** PVD TITANIUM COATED

.TB / .TG / .TCO / .TCH



## IN.03.071.PZ

Placa 100% recta sem mola interior para cilindro europeu / 100% straight plate without spring for european cylinder / Placa 100% recta sin muelle para cilindro europeo.

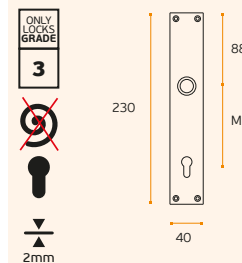


**MATERIAL:** EN 1.4301 / AISI 304

**ACABAMENTO / FINISH / ACABADO:**  
**STANDARD:** SATINADO / SATIN / SATIN

**OPTIONAL:** PVD TITANIUM COATED

.TB / .TG / .TCO / .TCH



IN.00.122.SR

+

IN.03.071.SF  
 Exemplo /  
 Ejemplo

## IN.03.071.B1

Placa 100% recta sem mola interior para fecho wc. Outros botões disponíveis / 100% straight plate without spring for wc closure. Other buttons available / Placa 100% recta sin muelle para cierre wc. Otros botones disponibles.

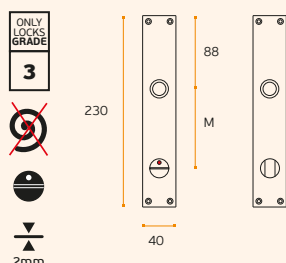


**MATERIAL:** EN 1.4301 / AISI 304

**ACABAMENTO / FINISH / ACABADO:**  
**STANDARD:** SATINADO / SATIN / SATIN

**OPTIONAL:** PVD TITANIUM COATED

.TB / .TG / .TCO / .TCH



## IN.03.071.SF

Placa cega 100% recta sem mola interior / 100% straight plate without hole and spring / Placa ciega 100% recta sin muelle.

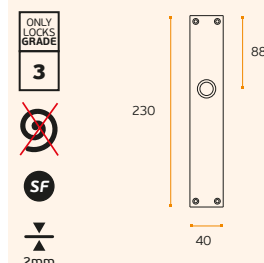


**MATERIAL:** EN 1.4301 / AISI 304

**ACABAMENTO / FINISH / ACABADO:**  
**STANDARD:** SATINADO / SATIN / SATIN

**OPTIONAL:** PVD TITANIUM COATED

.TB / .TG / .TCO / .TCH



.P  
 Mirror  
 finish

.TB  
 PVD  
 Titanium  
 black

.TG  
 PVD  
 Titanium  
 gold

.TCO  
 PVD  
 Titanium  
 copper

.TCH  
 PVD  
 Titanium  
 chocolate





.P  
Mirror  
finish

.TB  
PVD  
Titanium  
black

.TG  
PVD  
Titanium  
gold

.TCO  
PVD  
Titanium  
copper

.TCH  
PVD  
Titanium  
chocolate



### IN.03.081.EC

Placa mini sem mola interior para chave normal / Mini plate without spring for normal key / Placa sin muelle para llave de borjas.

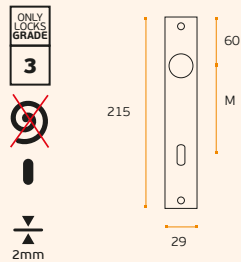


MATERIAL: EN 1.4301 / AISI 304

ACABAMENTO / FINISH / ACABADO:  
STANDARD: SATINADO / SATIN / SATIN

OPTIONAL: PVD TITANIUM COATED

.TB / .TG / .TCO / .TCH



### IN.03.081.PZ

Placa mini sem mola interior para cilindro europeu / Mini plate without spring for european cylinder / Placa sin muelle para cilindro europeo.

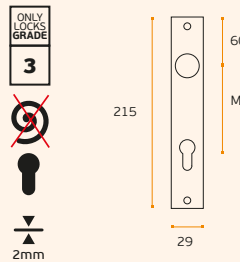


MATERIAL: EN 1.4301 / AISI 304

ACABAMENTO / FINISH / ACABADO:  
STANDARD: SATINADO / SATIN / SATIN

OPTIONAL: PVD TITANIUM COATED

.TB / .TG / .TCO / .TCH



IN.00.050.SR  
+  
IN.03.081.EC  
Exemplo /  
Example /  
Ejemplo



### IN.03.081.B1

Placa mini sem mola interior para fecho wc. Outros botões disponíveis / Mini plate without spring for wc closure. Other buttons available / Placa mini sin muelle para cierre wc. Otros botones disponibles.

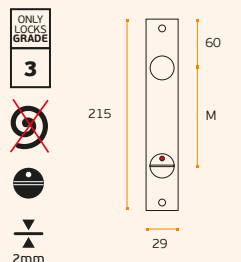


MATERIAL: EN 1.4301 / AISI 304

ACABAMENTO / FINISH / ACABADO:  
STANDARD: SATINADO / SATIN / SATIN

OPTIONAL: PVD TITANIUM COATED

.TB / .TG / .TCO / .TCH



### IN.03.081.SF

Placa mini cega sem mola interior / Mini plate without spring / Placa mini ciega sin muelle.

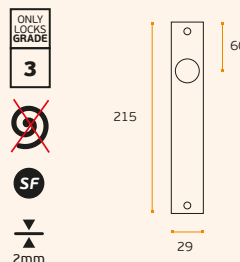


MATERIAL: EN 1.4301 / AISI 304

ACABAMENTO / FINISH / ACABADO:  
STANDARD: SATINADO / SATIN / SATIN

OPTIONAL: PVD TITANIUM COATED

.TB / .TG / .TCO / .TCH



IN.03.081.\_\_\_S  
Opcionalmente  
fornecida  
com anilha  
de segurança /  
Optionally  
can be supplied  
with security  
washer /  
Opcional  
suministrada  
con arandella  
de seguridad.



# PLACAS PARA PUXADORES / PLATE FOR LEVER HANDLES / PLACAS PARA MANILLAS.

## IN.03.031.EC XL PLATE

**Placa com mola interior para chave normal. Placa desenhada para ocultar furações de anteriores aplicações de puxadores / Plate with interior spring for normal key. Plate designed to occult holes of previous applications of door handles / Placa con resorte interior para llave de borjas. La placa diseñada para ocultar los agujeros de anteriores manillas.**

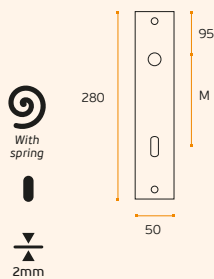


**MATERIAL:** EN 1.4301 / AISI 304

**ACABAMENTO / FINISH / ACABADO:**  
**STANDARD:** SATINADO / SATIN / SATIN

**OPTIONAL:** PVD TITANIUM COATED

**.TB / .TG / .TCO / .TCH**



## IN.03.031.PZ XL PLATE

**Placa com mola interior para cilindro europeu. Placa desenhada para ocultar furações de anteriores aplicações de puxadores / Plate with interior spring for european cylinder. Plate designed to occult holes of previous applications of door handles / Placa con resorte interior para cilindro europeo. La placa diseñada para ocultar los agujeros de anteriores manillas.**

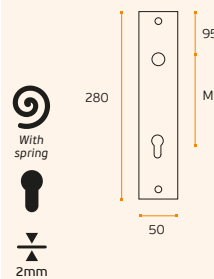


**MATERIAL:** EN 1.4301 / AISI 304

**ACABAMENTO / FINISH / ACABADO:**  
**STANDARD:** SATINADO / SATIN / SATIN

**OPTIONAL:** PVD TITANIUM COATED

**.TB / .TG / .TCO / .TCH**



IN.00.043.SR

+  
**IN.03.031.SF**  
 Exemplo /  
 Example /  
 Ejemplo

## IN.03.031.B1 XL PLATE

**Placa com mola interior para fecho wc. Placa desenhada para ocultar furações de anteriores aplicações de puxadores. Outros botões disponíveis / Plate with interior spring for wc closure. Plate designed to occult holes of previous applications of door handles. Other buttons available / Placa con resorte interior para cierre wc. La placa diseñada para ocultar los agujeros de anteriores manillas. Otros botones disponibles.**

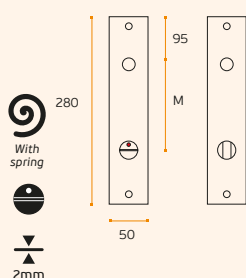


**MATERIAL:** EN 1.4301 / AISI 304

**ACABAMENTO / FINISH / ACABADO:**  
**STANDARD:** SATINADO / SATIN / SATIN

**OPTIONAL:** PVD TITANIUM COATED

**.TB / .TG / .TCO / .TCH**



## IN.03.031.SF XL PLATE

**Placa cega com mola interior. Placa desenhada para ocultar furações de anteriores aplicações de puxadores / Blind plate with interior spring. Plate designed to occult holes of previous applications of door handles / Placa ciega con resorte interior. La placa diseñada para ocultar los agujeros de anteriores manillas.**

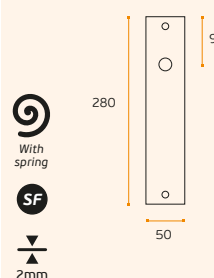


**MATERIAL:** EN 1.4301 / AISI 304

**ACABAMENTO / FINISH / ACABADO:**  
**STANDARD:** SATINADO / SATIN / SATIN

**OPTIONAL:** PVD TITANIUM COATED

**.TB / .TG / .TCO / .TCH**



IN.03.031.\_.\_.S  
 Opcionalmente  
 fornecida com  
 anilha de  
 segurança.  
 sem mola  
 interior.

Optionally can  
 be supplied with  
 security washer.  
 without spring.

Opcional  
 suministrada  
 con arandella de  
 seguridad.  
 sin muelle.



**.P**  
 Mirror  
 finish

**.TB**  
 PVD  
 Titanium  
 black

**.TG**  
 PVD  
 Titanium  
 gold

**.TCO**  
 PVD  
 Titanium  
 copper

**.TCH**  
 PVD  
 Titanium  
 chocolate



.P  
Mirror  
finish

.TB  
PVD  
Titanium  
black

.TG  
PVD  
Titanium  
gold

.TCO  
PVD  
Titanium  
copper

.TCH  
PVD  
Titanium  
chocolate



### IN.03.007.EC

Placa com mola interior para  
chave normal / Plate with interior  
spring for normal key / Placa con  
resorte interior para llave de borjas.

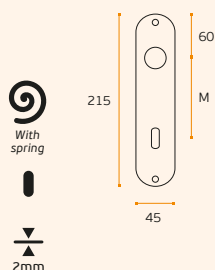


MATERIAL: EN 1.4301 / AISI 304

ACABAMENTO / FINISH / ACABADO:  
STANDARD: SATINADO / SATIN / SATIN

OPTIONAL: PVD TITANIUM COATED

.TB / .TG / .TCO / .TCH



### IN.03.007.PZ

Placa com mola interior para  
cilindro europeu / Plate with interior  
spring for European cylinder / Placa  
con resorte interior para cilindro  
Europeo.

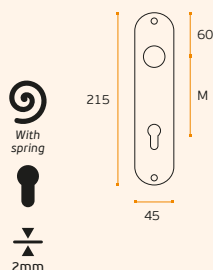


MATERIAL: EN 1.4301 / AISI 304

ACABAMENTO / FINISH / ACABADO:  
STANDARD: SATINADO / SATIN / SATIN

OPTIONAL: PVD TITANIUM COATED

.TB / .TG / .TCO / .TCH



IN.00.046.SR  
+  
IN.03.007.EC  
Exemplo /  
Example /  
Ejemplo



### IN.03.007.B1

Placa com mola interior para fecho  
wc. Outros botões disponíveis /  
Plate with interior spring for wc  
closure. Other buttons available /  
Placa con resorte interior para cierre  
wc. Otros botones disponibles.

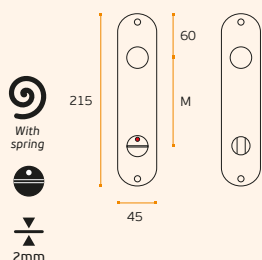


MATERIAL: EN 1.4301 / AISI 304

ACABAMENTO / FINISH / ACABADO:  
STANDARD: SATINADO / SATIN / SATIN

OPTIONAL: PVD TITANIUM COATED

.TB / .TG / .TCO / .TCH



### IN.03.007.SF

Placa cega com mola interior /  
Plate with interior spring without  
hole / Placa ciega con resorte  
interior.

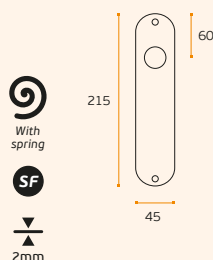


MATERIAL: EN 1.4301 / AISI 304

ACABAMENTO / FINISH / ACABADO:  
STANDARD: SATINADO / SATIN / SATIN

OPTIONAL: PVD TITANIUM COATED

.TB / .TG / .TCO / .TCH



IN.03.007.\_\_\_S  
Opcionalmente  
fornecida com  
anilha de  
segurança.  
sem mola  
interior.

Optionally can  
be supplied with  
security washer.  
without spring.

Opcional  
suministrada  
con arandella de  
seguridad.  
sin muelle.



# PLACAS PARA PUXADORES / PLATE FOR LEVER HANDLES / PLACAS PARA MANILLAS.

## IN.03.001.EC

**Placa standard com mola interior para chave normal / Standard plate with interior spring for normal key / Placa standard con resorte interior para llave de borjas.**

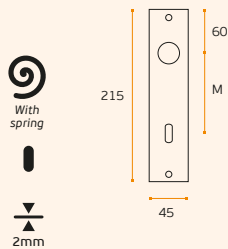


**MATERIAL:** EN 1.4301 / AISI 304

**ACABAMENTO / FINISH / ACABADO:**  
**STANDARD:** SATINADO / SATIN / SATIN

**OPTIONAL:** PVD TITANIUM COATED

**.TB / .TG / .TCO / .TCH**



## IN.03.001.PZ

**Placa standard com mola interior para cilindro europeu / Standard plate with interior spring for european cylinder / Placa standard con resorte interior para cilindro europeo.**

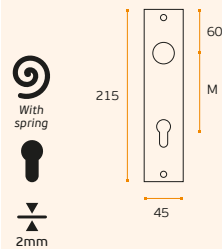


**MATERIAL:** EN 1.4301 / AISI 304

**ACABAMENTO / FINISH / ACABADO:**  
**STANDARD:** SATINADO / SATIN / SATIN

**OPTIONAL:** PVD TITANIUM COATED

**.TB / .TG / .TCO / .TCH**



**IN.00.030.SR**

**+**

**IN.03.001.SF**

**Exemplo /**

**Example /**

**Ejemplo**

## IN.03.001.B1

**Placa standard com mola interior para fecho wc. (outros botões disponíveis) / Standard plate with interior spring for wc closure (other buttons available) / Placa standard con resorte interior para cierre wc (otros botones disponibles).**

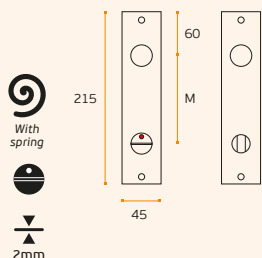


**MATERIAL:** EN 1.4301 / AISI 304

**ACABAMENTO / FINISH / ACABADO:**  
**STANDARD:** SATINADO / SATIN / SATIN

**OPTIONAL:** PVD TITANIUM COATED

**.TB / .TG / .TCO / .TCH**



## IN.03.001.SF

**Placa cega standard com mola interior / Standard plate with interior spring without hole / Placa ciega standard con resorte interior.**

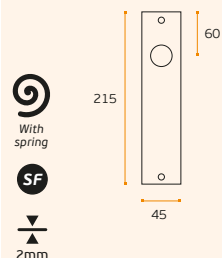


**MATERIAL:** EN 1.4301 / AISI 304

**ACABAMENTO / FINISH / ACABADO:**  
**STANDARD:** SATINADO / SATIN / SATIN

**OPTIONAL:** PVD TITANIUM COATED

**.TB / .TG / .TCO / .TCH**



**IN.03.001.\_.\_.S**  
**Opcionalmente fornecida com anilha de segurança. sem mola interior.**

**Optionally can be supplied with security washer. without spring.**

**Opcional suministrada con arandella de seguridad. sin muelle.**



**.P**  
 Mirror finish

**.TB**  
 PVD Titanium black

**.TG**  
 PVD Titanium gold

**.TCO**  
 PVD Titanium copper

**.TCH**  
 PVD Titanium chocolate



.P  
Mirror  
finish

.TB  
PVD  
Titanium  
black

.TG  
PVD  
Titanium  
gold

.TCO  
PVD  
Titanium  
copper

.TCH  
PVD  
Titanium  
chocolate

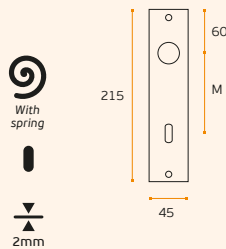


### IN.03.001.EC.P

Placa standard com mola interior para chave normal / Standard plate with interior spring for normal key / Placa standard con resorte interior para llave de borjas.

MATERIAL: EN 1.4301 / AISI 304

ACABAMENTO / FINISH / ACABADO:  
POLIDO / POLISHED / PULIDO

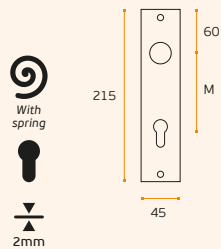


### IN.03.001.PZ.P

Placa standard com mola interior para cilindro europeu / Standard plate with interior spring for european cylinder / Placa standard con resorte interior para cilindro europeo.

MATERIAL: EN 1.4301 / AISI 304

ACABAMENTO / FINISH / ACABADO:  
POLIDO / POLISHED / PULIDO



IN.00.078P.SR  
+  
IN.03.001.SF.P  
Exemplo /  
Example /  
Ejemplo

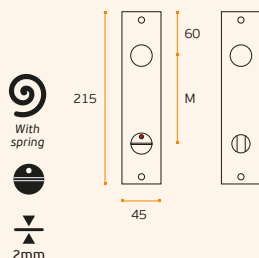


### IN.03.001.B1.P

Placa standard com mola interior para fecho wc. (outros botões disponíveis) / Standard plate with interior spring for wc closure (other buttons available) / Placa standard con resorte interior para cierre wc (otros botones disponibles).

MATERIAL: EN 1.4301 / AISI 304

ACABAMENTO / FINISH / ACABADO:  
POLIDO / POLISHED / PULIDO

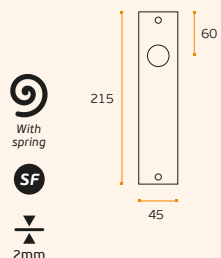


### IN.03.001.SF.P

Placa cega standard com mola interior / Standard plate with interior spring without hole / Placa ciega standard con resorte interior.

MATERIAL: EN 1.4301 / AISI 304

ACABAMENTO / FINISH / ACABADO:  
POLIDO / POLISHED / PULIDO



IN.03.001\_\_P\_\_S  
Opcionalmente  
fornecida com  
anilha de  
segurança.  
sem mola  
interior.

Optionally can  
be supplied with  
security washer.  
without spring.

Opcional  
suministrada  
con arandella de  
seguridad.  
sin muelle.



# PLACAS PARA PUXADORES / PLATE FOR LEVER HANDLES / PLACAS PARA MANILLAS.

## IN.03.008.EC

**Placa com mola interior para chave normal. Interior em nylon /**  
**Plate with interior spring for normal key.**  
*Inner mechanism in nylon / Placa con resorte interior para llave normal. Mecanismo interior en nylon.*

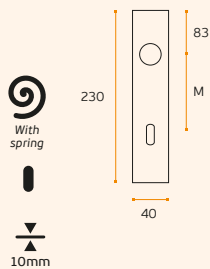


**MATERIAL:** EN 1.4301 / AISI 304

**ACABAMENTO / FINISH / ACABADO:**  
**STANDARD:** SATINADO / SATIN / SATIN

**OPTIONAL:** PVD TITANIUM COATED

**.TB / .TG / .TCO / .TCH**



## IN.03.008.PZ

**Placa com mola interior para cilindro europeu. Interior em nylon /**  
**Plate with interior spring for european cylinder.**  
*Inner mechanism in nylon / Placa con resorte interior para bombillo europeo. Mecanismo interior en nylon.*

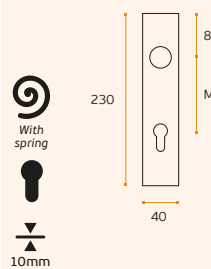


**MATERIAL:** EN 1.4301 / AISI 304

**ACABAMENTO / FINISH / ACABADO:**  
**STANDARD:** SATINADO / SATIN / SATIN

**OPTIONAL:** PVD TITANIUM COATED

**.TB / .TG / .TCO / .TCH**



**IN.00.080.SR**  
 +  
**IN.03.008.SF**  
 Exemplo /  
 Example /  
 Ejemplo



## IN.03.008.B1

**Placa com mola interior. Interior em nylon (outros botões disponíveis) /**  
**Plate with interior spring. Inner mechanism in nylon (other buttons available) / Placa con resorte interior. Mecanismo interior en nylon (otros botones disponibles).**

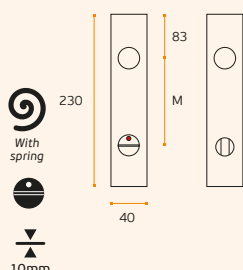


**MATERIAL:** EN 1.4301 / AISI 304

**ACABAMENTO / FINISH / ACABADO:**  
**STANDARD:** SATINADO / SATIN / SATIN

**OPTIONAL:** PVD TITANIUM COATED

**.TB / .TG / .TCO / .TCH**



## IN.03.008.SF

**Placa cega com mola interior. Interior em nylon /**  
**Blind plate with interior spring. Inner mechanism in nylon / Placa ciega con resorte interior. Mecanismo interior en nylon.**

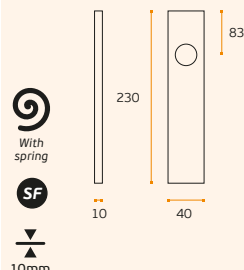


**MATERIAL:** EN 1.4301 / AISI 304

**ACABAMENTO / FINISH / ACABADO:**  
**STANDARD:** SATINADO / SATIN / SATIN

**OPTIONAL:** PVD TITANIUM COATED

**.TB / .TG / .TCO / .TCH**



**.P**  
 Mirror finish

**.TB**  
 PVD Titanium black

**.TG**  
 PVD Titanium gold

**.TCO**  
 PVD Titanium copper

**.TCH**  
 PVD Titanium chocolate



.P  
Mirror  
finish

.TB  
PVD  
Titanium  
black

.TG  
PVD  
Titanium  
gold

.TCO  
PVD  
Titanium  
copper

.TCH  
PVD  
Titanium  
chocolate

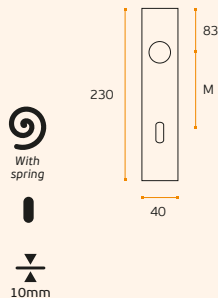


### IN.03.008.EC.P

Placa com mola interior para  
chave normal. Interior em nylon /  
Plate with interior spring for normal key.  
Inner mechanism in nylon / Placa con  
resorte interior para llave normal.  
Mecanismo interior en nylon.

MATERIAL: EN 1.4301 / AISI 304

ACABAMENTO / FINISH / ACABADO:  
POLIDO / POLISHED / PULIDO

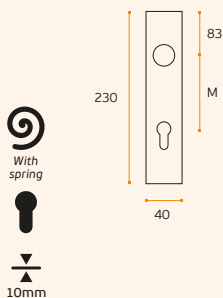


### IN.03.008.PZ.P

Placa com mola interior para  
cilindro europeu. Interior em  
nylon / Plate with interior spring for  
european cylinder. Inner mechanism in  
nylon / Placa con resorte interior para  
bombillo europeo. Mecanismo interior  
en nylon.

MATERIAL: EN 1.4301 / AISI 304

ACABAMENTO / FINISH / ACABADO:  
POLIDO / POLISHED / PULIDO



IN.00.078.SR  
+  
IN.03.008.SF.P  
Exemplo /  
Example /  
Ejemplo



Without  
spring



With  
spring



Thickness  
plate



Normal  
key



European  
cylinder



WC  
closure



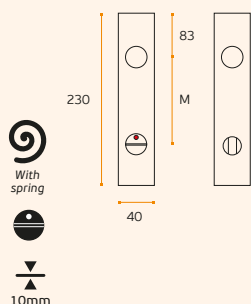
without  
hole

### IN.03.008.B1.P

Placa com mola interior. Interior em  
nylon (outros botões disponíveis) /  
Plate with interior spring. Inner  
mechanism in nylon (other buttons  
available) / Placa con resorte interior.  
Mecanismo interior en nylon (otros  
botones disponibles).

MATERIAL: EN 1.4301 / AISI 304

ACABAMENTO / FINISH / ACABADO:  
POLIDO / POLISHED / PULIDO

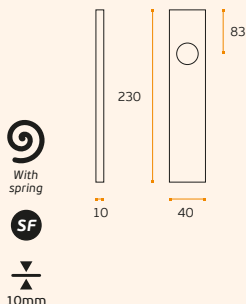


### IN.03.008.SF.P

Placa cega com mola interior.  
Interior em nylon / Blind plate with  
interior spring. Inner mechanism  
in nylon / Placa ciega con resorte  
interior. Mecanismo interior en nylon.

MATERIAL: EN 1.4301 / AISI 304

ACABAMENTO / FINISH / ACABADO:  
POLIDO / POLISHED / PULIDO



# PLACAS PARA PUXADORES / PLATE FOR LEVER HANDLES / PLACAS PARA MANILLAS.

## IN.03.009.EC

**Placa com mola interior para chave normal. Interior em nylon /**  
**Plate with interior spring for normal key.**  
*Inner mechanism in nylon / Placa con resorte interior para llave normal. Mecanismo interior en nylon.*

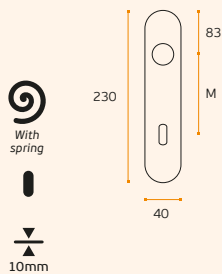


**MATERIAL:** EN 1.4301 / AISI 304

**ACABAMENTO / FINISH / ACABADO:**  
**STANDARD:** SATINADO / SATIN / SATIN

**OPTIONAL:** PVD TITANIUM COATED

**.TB / .TG / .TCO / .TCH**



## IN.03.009.PZ

**Placa com mola interior para cilindro europeu. Interior em nylon /**  
**Plate with interior spring for european cylinder.**  
*Inner mechanism in nylon / Placa con resorte interior para bombillo europeo. Mecanismo interior en nylon.*

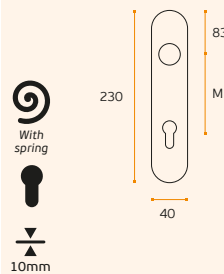


**MATERIAL:** EN 1.4301 / AISI 304

**ACABAMENTO / FINISH / ACABADO:**  
**STANDARD:** SATINADO / SATIN / SATIN

**OPTIONAL:** PVD TITANIUM COATED

**.TB / .TG / .TCO / .TCH**



**IN.00.028.B.SR**

**+**  
**IN.03.009.SF**  
**Exemplo /**  
**Example /**  
**Ejemplo**



## IN.03.009.B1

**Placa com mola interior. Interior em nylon (outros botões disponíveis) /**  
**Plate with interior spring. Inner mechanism in nylon (other buttons available) /**  
*Placa con resorte interior. Mecanismo interior en nylon (otros botones disponibles).*

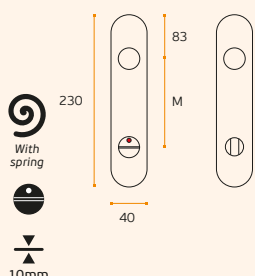


**MATERIAL:** EN 1.4301 / AISI 304

**ACABAMENTO / FINISH / ACABADO:**  
**STANDARD:** SATINADO / SATIN / SATIN

**OPTIONAL:** PVD TITANIUM COATED

**.TB / .TG / .TCO / .TCH**



## IN.03.009.SF

**Placa cega com mola interior. Interior em nylon /**  
**Blind plate with interior spring. Inner mechanism in nylon /**  
*Placa ciega con resorte interior. Mecanismo interior en nylon.*

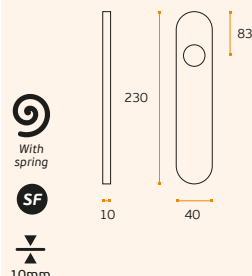


**MATERIAL:** EN 1.4301 / AISI 304

**ACABAMENTO / FINISH / ACABADO:**  
**STANDARD:** SATINADO / SATIN / SATIN

**OPTIONAL:** PVD TITANIUM COATED

**.TB / .TG / .TCO / .TCH**



**.P**  
 Mirror finish

**.TB**  
 PVD Titanium black

**.TG**  
 PVD Titanium gold

**.TCO**  
 PVD Titanium copper

**.TCH**  
 PVD Titanium chocolate





.P  
Mirror  
finish

.TB  
PVD  
Titanium  
black

.TG  
PVD  
Titanium  
gold

.TCO  
PVD  
Titanium  
copper

.TCH  
PVD  
Titanium  
chocolate

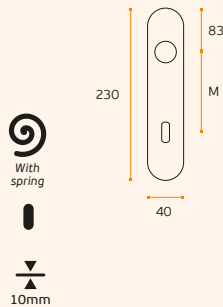


### IN.03.009.EC.P

Placa com mola interior para chave normal. Interior em nylon / Plate with interior spring for normal key. Inner mechanism in nylon / Placa con resorte interior para llave normal. Mecanismo interior en nylon.

MATERIAL: EN 1.4301 / AISI 304

ACABAMENTO / FINISH / ACABADO:  
POLIDO / POLISHED / PULIDO

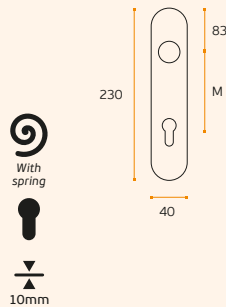


### IN.03.009.PZ.P

Placa com mola interior para cilindro europeu. Interior em nylon / Plate with interior spring for european cylinder. Inner mechanism in nylon / Placa con resorte interior para bombillo europeo. Mecanismo interior en nylon.

MATERIAL: EN 1.4301 / AISI 304

ACABAMENTO / FINISH / ACABADO:  
POLIDO / POLISHED / PULIDO



IN.00.030.SR  
+  
IN.03.009.SF.P  
Exemplo /  
Example /  
Ejemplo



Without  
spring



With  
spring



Thickness  
plate



Normal  
key



European  
cylinder



WC  
closure



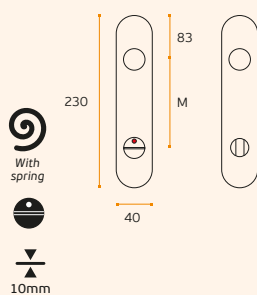
without  
hole

### IN.03.009.B1.P

Placa com mola interior. Interior em nylon (outros botões disponíveis) / Plate with interior spring. Inner mechanism in nylon (other buttons available) / Placa con resorte interior. Mecanismo interior en nylon (otros botones disponibles).

MATERIAL: EN 1.4301 / AISI 304

ACABAMENTO / FINISH / ACABADO:  
POLIDO / POLISHED / PULIDO

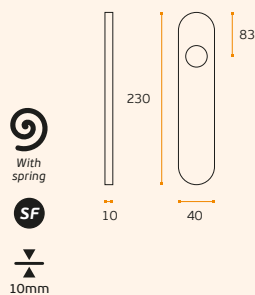


### IN.03.009.SF.P

Placa cega com mola interior. Interior em nylon / Blind plate with interior spring. Inner mechanism in nylon / Placa ciega con resorte interior. Mecanismo interior en nylon.

MATERIAL: EN 1.4301 / AISI 304

ACABAMENTO / FINISH / ACABADO:  
POLIDO / POLISHED / PULIDO



**PLACAS PARA PUXADORES /**  
PLATE FOR LEVER HANDLES /  
PLACAS PARA MANILLAS.



.P  
Mirror  
finish

.TB  
PVD  
Titanium  
black

.TG  
PVD  
Titanium  
gold

.TCO  
PVD  
Titanium  
copper

.TCH  
PVD  
Titanium  
chocolate



### IN.03.011.EC

Placa com entrada para chave normal / Plate for normal key / Placa para llave normal.

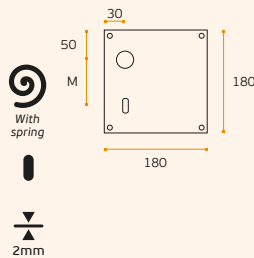


MATERIAL: EN 1.4301 / AISI 304

ACABAMENTO / FINISH / ACABADO:  
STANDARD: SATINADO / SATIN / SATIN

OPTIONAL: PVD TITANIUM COATED

.TB / .TG / .TCO / .TCH



### IN.03.011.PZ

Placa com entrada para cilindro europeu / Plate for european cylinder / Placa para bombillo europeo.

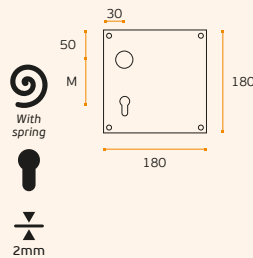


MATERIAL: EN 1.4301 / AISI 304

ACABAMENTO / FINISH / ACABADO:  
STANDARD: SATINADO / SATIN / SATIN

OPTIONAL: PVD TITANIUM COATED

.TB / .TG / .TCO / .TCH



### IN.03.011.B1

Placa com mola interior para fecho wc. Outros botões disponíveis / Standard plate with interior spring for wc closure. Other buttons available / Placa standard con resorte interior para cierre wc. Otros botones disponibles.

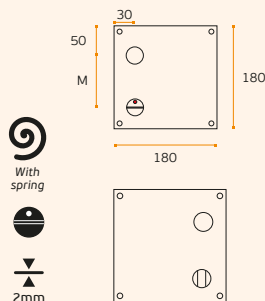


MATERIAL: EN 1.4301 / AISI 304

ACABAMENTO / FINISH / ACABADO:  
STANDARD: SATINADO / SATIN / SATIN

OPTIONAL: PVD TITANIUM COATED

.TB / .TG / .TCO / .TCH



### IN.03.011.SF

Placa cega com mola interior. Interior em nylon / Blind plate with interior spring. Inner mechanism in nylon / Placa ciega con resorte interior. Mecanismo interior en nylon.

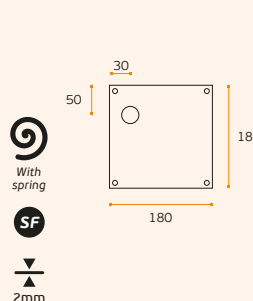


MATERIAL: EN 1.4301 / AISI 304

ACABAMENTO / FINISH / ACABADO:  
STANDARD: SATINADO / SATIN / SATIN

OPTIONAL: PVD TITANIUM COATED

.TB / .TG / .TCO / .TCH



IN.03.011.\_.S  
Opcionalmente fornecida com anilha de segurança. sem mola interior.

Optionally can be supplied with security washer. without spring.

Opcional suministrada con arandella de seguridad. sin muelle.

Without spring

With spring

Thickness plate

Normal key

European cylinder

WC closure

without hole

# PLACAS PARA PUXADORES / PLATE FOR LEVER HANDLES / PLACAS PARA MANILLAS.

## IN.03.060.D

## IN.03.060.E

Placa de embutir com puxador especial sem mola / Flush plate with special lever handle and without spring / Placa de embutir con manilla especial y sin muelle.

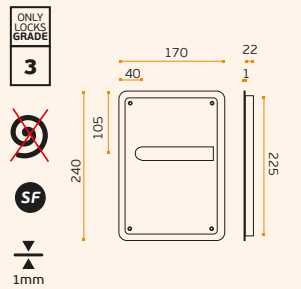


**MATERIAL:** EN 1.4301 / AISI 304

**ACABAMENTO / FINISH / ACABADO:**  
 STANDARD: SATINADO / SATIN / SATIN

**OPTIONAL:** PVD TITANIUM COATED

.TB / .TG / .TCO / .TCH



IN.03.060.D

.P  
 Mirror  
 finish

.TB  
 PVD  
 Titanium  
 black

.TG  
 PVD  
 Titanium  
 gold

.TCO  
 PVD  
 Titanium  
 copper

.TCH  
 PVD  
 Titanium  
 chocolate



## IN.03.061.D

## IN.03.061.E

Placa de embutir com puxador especial sem mola / Flush plate with special lever handle and without spring / Placa de embutir con manilla especial y sin muelle.

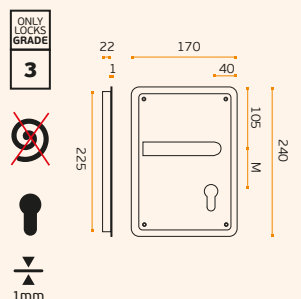


**MATERIAL:** EN 1.4301 / AISI 304

**ACABAMENTO / FINISH / ACABADO:**  
 STANDARD: SATINADO / SATIN / SATIN

**OPTIONAL:** PVD TITANIUM COATED

.TB / .TG / .TCO / .TCH



IN.03.061.D



.P  
Mirror  
finish

.TB  
PVD  
Titanium  
black

.TG  
PVD  
Titanium  
gold

.TCO  
PVD  
Titanium  
copper

.TCH  
PVD  
Titanium  
chocolate



ONLY  
LOCKS  
GRADE  
**3**

### IN.03.021.EC

Placa com entrada para chave normal / Plate for normal key / Placa para llave normal.

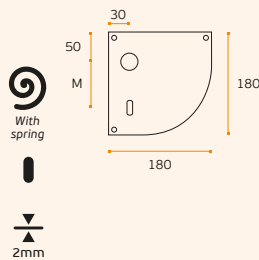


MATERIAL: EN 1.4301 / AISI 304

ACABAMENTO / FINISH / ACABADO:  
STANDARD: SATINADO / SATIN / SATIN

OPTIONAL: PVD TITANIUM COATED

.TB / .TG / .TCO / .TCH



### IN.03.021.PZ

Placa com entrada para cilindro europeu / Plate for european cylinder / Placa para bombillo europeo.

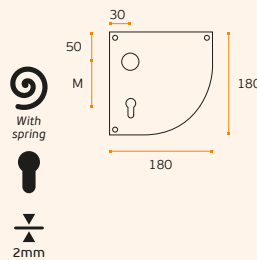


MATERIAL: EN 1.4301 / AISI 304

ACABAMENTO / FINISH / ACABADO:  
STANDARD: SATINADO / SATIN / SATIN

OPTIONAL: PVD TITANIUM COATED

.TB / .TG / .TCO / .TCH



### IN.03.021.B1

Placa com mola interior para fecho wc. Outros botões disponíveis / Standard plate with interior spring for wc closure. Other buttons available / Placa standard con resorte interior para cierre wc. Otros botones disponibles.

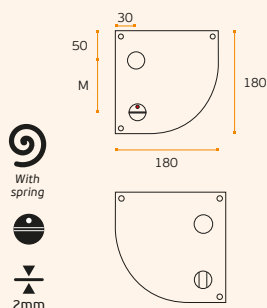


MATERIAL: EN 1.4301 / AISI 304

ACABAMENTO / FINISH / ACABADO:  
STANDARD: SATINADO / SATIN / SATIN

OPTIONAL: PVD TITANIUM COATED

.TB / .TG / .TCO / .TCH



### IN.03.021.SF

Placa cega com mola interior. Interior em nylon / Blind plate with interior spring. Inner mechanism in nylon / Placa ciega con resorte interior. Mecanismo interior en nylon.

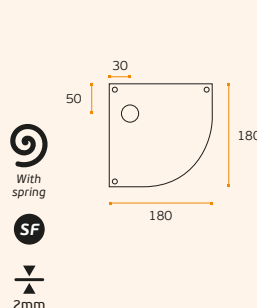


MATERIAL: EN 1.4301 / AISI 304

ACABAMENTO / FINISH / ACABADO:  
STANDARD: SATINADO / SATIN / SATIN

OPTIONAL: PVD TITANIUM COATED

.TB / .TG / .TCO / .TCH



IN.03.021.\_.S  
Opcionalmente fornecida com anilha de segurança. sem mola interior.

Optionally can be supplied with security washer. without spring.

Opcional suministrada con arandella de seguridad. sin muelle.

Without spring

With spring

Thickness plate

Normal key

European cylinder

WC closure

SF  
without hole

## PLACAS PARA PUXADORES / PLATE FOR LEVER HANDLES / PLACAS PARA MANILLAS.

### IN.03.051.85 IN.03.051.92

Placas para portas de madeira ou metálicas / Plates for metallic or wooden doors / Placas para puertas de madera o metálicas.

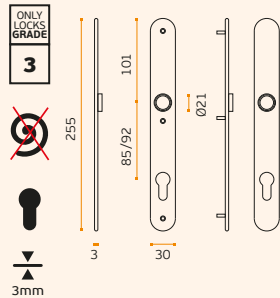


**MATERIAL:** EN 1.4301 / AISI 304

**ACABAMENTO / FINISH / ACABADO:**  
**STANDARD:** SATINADO / SATIN / SATIN

**OPTIONAL:** PVD TITANIUM COATED

**.TB / .TG / .TCO / .TCH**



### IN.03.052

Placas para portas de madeira ou metálicas. Entrada de chave para cilindro suíço / Plates for metallic or wooden doors. Key hole for swiss cylinder / Placas para puertas de madera o metálicas. Bocallave para bombillo suizo.

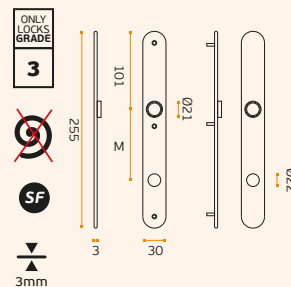


**MATERIAL:** EN 1.4301 / AISI 304

**ACABAMENTO / FINISH / ACABADO:**  
**STANDARD:** SATINADO / SATIN / SATIN

**OPTIONAL:** PVD TITANIUM COATED

**.TB / .TG / .TCO / .TCH**



**.P**  
 Mirror finish

**.TB**  
 PVD Titanium black

**.TG**  
 PVD Titanium gold

**.TCO**  
 PVD Titanium copper

**.TCH**  
 PVD Titanium chocolate

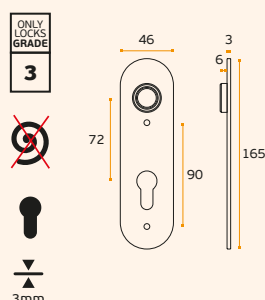


### IN.03.950.PZ.S

Placa sem mola interior. Com anilha de segurança / Plate without interior spring. With security washer / Placa sin resoprte interior. Con arandella de seguridad.

**MATERIAL:** EN 1.4301 / AISI 304

**ACABAMENTO / FINISH / ACABADO:**  
**STANDARD:** SATINADO / SATIN / SATIN



.P  
Mirror  
finish

.TB  
PVD  
Titanium  
black

.TG  
PVD  
Titanium  
gold

.TCO  
PVD  
Titanium  
copper

.TCH  
PVD  
Titanium  
chocolate



### IN.03.437.PZ

**Placa para cilindro europeu, com puxador, para portas de madeira ou metálicas /**

**Plate for european cylinder with lever handle for metallic or wooden doors/ Placa para bombillo con manilla, para puertas de madera o metálicas.**

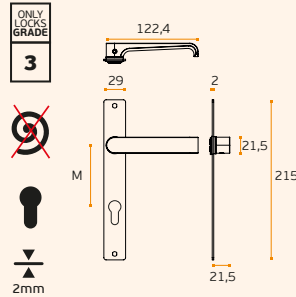


**MATERIAL:** EN 1.4301 / AISI 304

**ACABAMENTO / FINISH / ACABADO:**  
**STANDARD:** SATINADO / SATIN / SATIN

**OPTIONAL:** PVD TITANIUM COATED

.TB / .TG / .TCO / .TCH



### IN.03.437.SF

**Placa cega com puxador, para portas de madeira ou metálicas/ Blind plate with handle for metallic or wooden doors/**

**Placa ciega con manilla para puertas de madera o metálicas.**

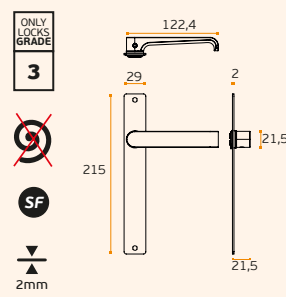


**MATERIAL:** EN 1.4301 / AISI 304

**ACABAMENTO / FINISH / ACABADO:**  
**STANDARD:** SATINADO / SATIN / SATIN

**OPTIONAL:** PVD TITANIUM COATED

.TB / .TG / .TCO / .TCH

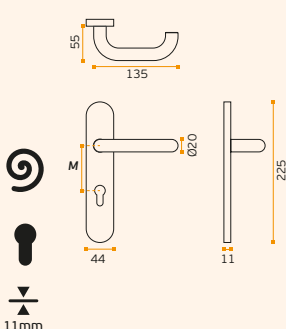


### IN.03.230.PZ

**Placa com mola interior para cilindro europeu. Puxador incluído/ Plate with spring for european cylinder. Lever handle included/ Placa con resorte interior para cilindro europeo. Manilla incluida.**

**MATERIAL:** EN 1.4301 / AISI 304

**ACABAMENTO / FINISH / ACABADO:**  
**STANDARD:** SATINADO / SATIN / SATIN

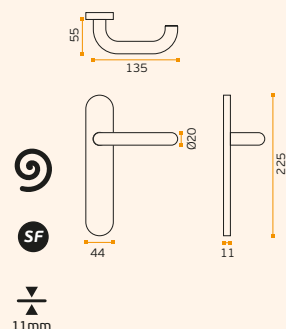


### IN.03.230.SF

**Placa cega com mola interior. Puxador incluído/ Blind plate with spring. Lever handle included/ Placa ciega con resorte interior. Manilla incluida.**

**MATERIAL:** EN 1.4301 / AISI 304

**ACABAMENTO / FINISH / ACABADO:**  
**STANDARD:** SATINADO / SATIN / SATIN



# PLACAS DE SEGURANÇA / SECURITY PLATES / PLACAS DE SEGURIDAD





.P  
Mirror  
finish

.TB  
PVD  
Titanium  
black

.TG  
PVD  
Titanium  
gold

.TCO  
PVD  
Titanium  
copper

.TCH  
PVD  
Titanium  
chocolate



### IN.03.065.A / IN.03.065.15.A

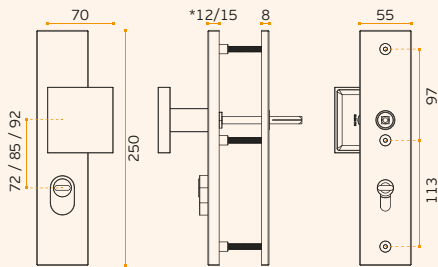
Placa de segurança. Puxador fixo exterior incluído e rotativo no interior não incluído (disponível qualquer modelo do catálogo) / Safety plate. Fixed handle outside included, rotative inside not included (can be chosen any available model from the catalogue) / Placa de seguridad. Pomo fijo en exterior incluído y exterior rotativo no incluído (disponible cualquier modelo del catálogo).



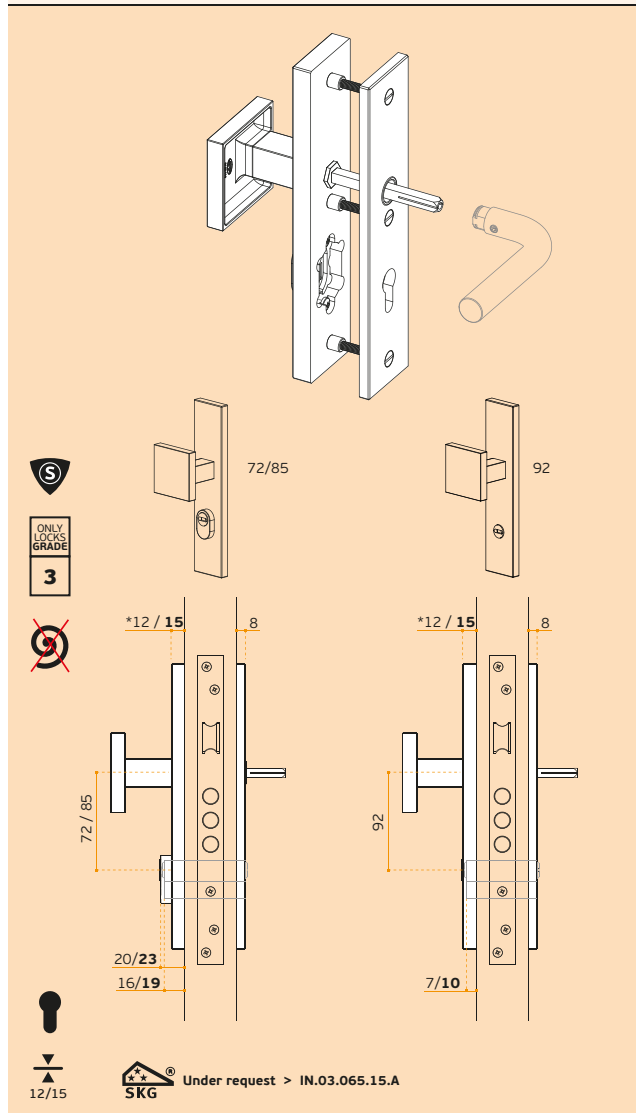
MATERIAL: EN 1.4301 / AISI 304

ACABAMENTO / FINISH / ACABADO: STANDARD: SATINADO / SATIN / SATIN

OPTIONAL: TITANIUM COATED .TB / .TG / .TCO / .TCH



\*IN.03.065.A / IN.03.065.15.A



### IN.03.065.C / IN.03.065.15.C

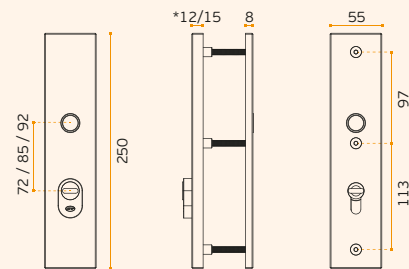
Placa de segurança. Puxador rotativo no interior e exterior não incluídos (disponível qualquer modelo do catálogo) / Safety plate. Rotative handle inside and out side not included (can be chosen any available model from the catalogue) / Placa de seguridad. Manilla exterior y exterior rotativo no incluídos (disponible cualquier modelo del catálogo).



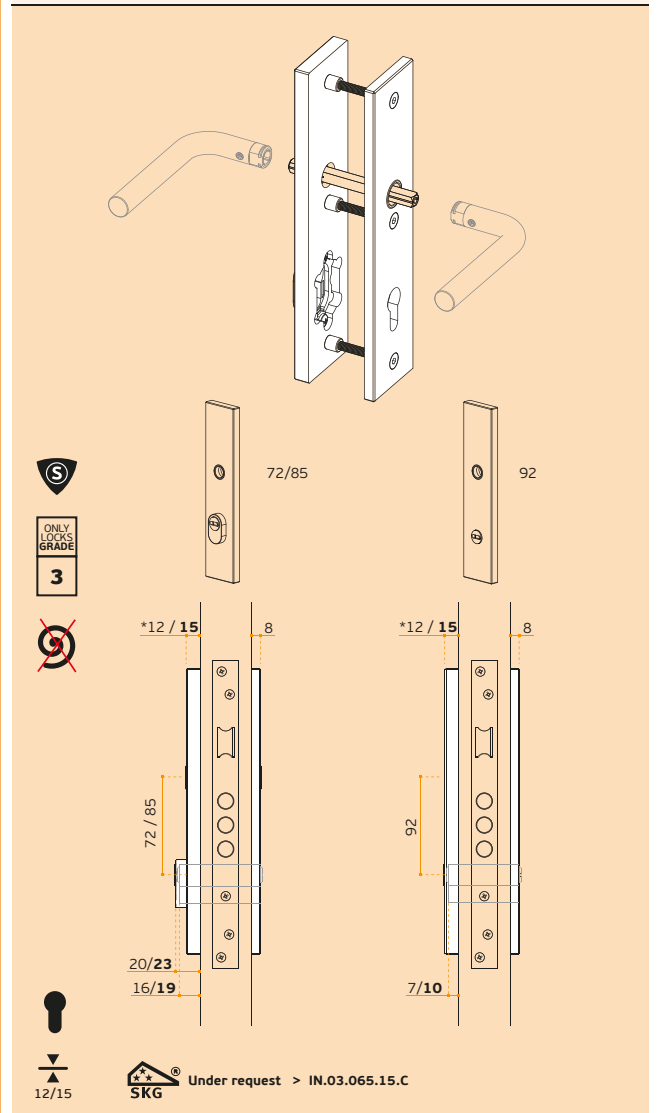
MATERIAL: EN 1.4301 / AISI 304

ACABAMENTO / FINISH / ACABADO: STANDARD: SATINADO / SATIN / SATIN

OPTIONAL: TITANIUM COATED .TB / .TG / .TCO / .TCH



\*IN.03.065.C / IN.03.065.15.C



# PLACAS DE SEGURANÇA / SECURITY PLATES / PLACAS DE SEGURIDAD

## IN.03.066.A

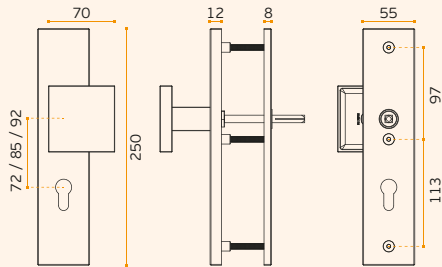
Placa de segurança. Puxador fixo exterior incluído e rotativo no interior não incluído (disponível qualquer modelo do catálogo) / Safety plate. Fixed handle outside included, rotative inside not included (can be chosen any available model from the catalogue) / Placa de seguridad. Pomo fijo en exterior incluído y exterior rotativo no incluído (disponible cualquier modelo del catálogo).



MATERIAL: EN 1.4301 / AISI 304

ACABAMENTO / FINISH / ACABADO: STANDARD: SATINADO / SATIN / SATIN

OPTIONAL: TITANIUM COATED .TB / .TG / .TCO / .TCH



IN.03.066.A

## IN.03.066.C

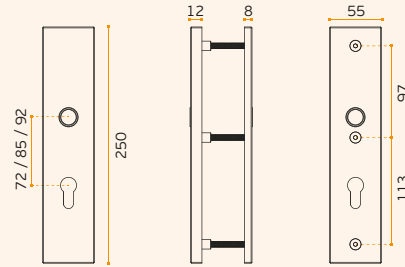
Placa de segurança. Puxador rotativo no interior e exterior não incluídos (disponível qualquer modelo do catálogo) / Safety plate. Rotative handle inside and out side not included (can be chosen any available model from the catalogue) / Placa de seguridad. Manilla exterior y exterior rotativo no incluídos (disponible cualquier modelo del catálogo).



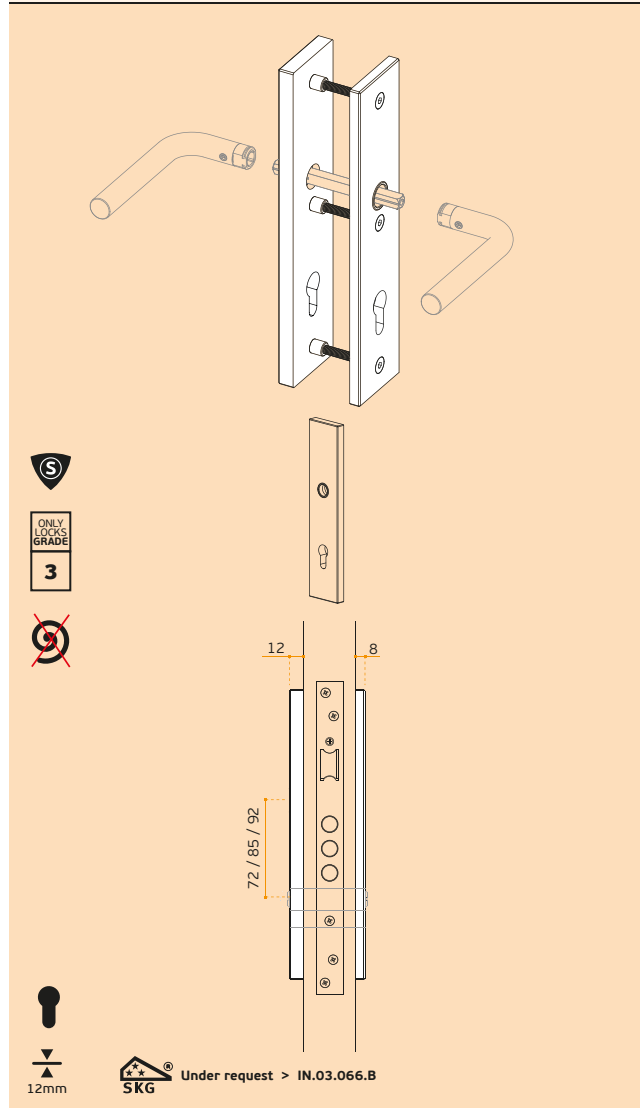
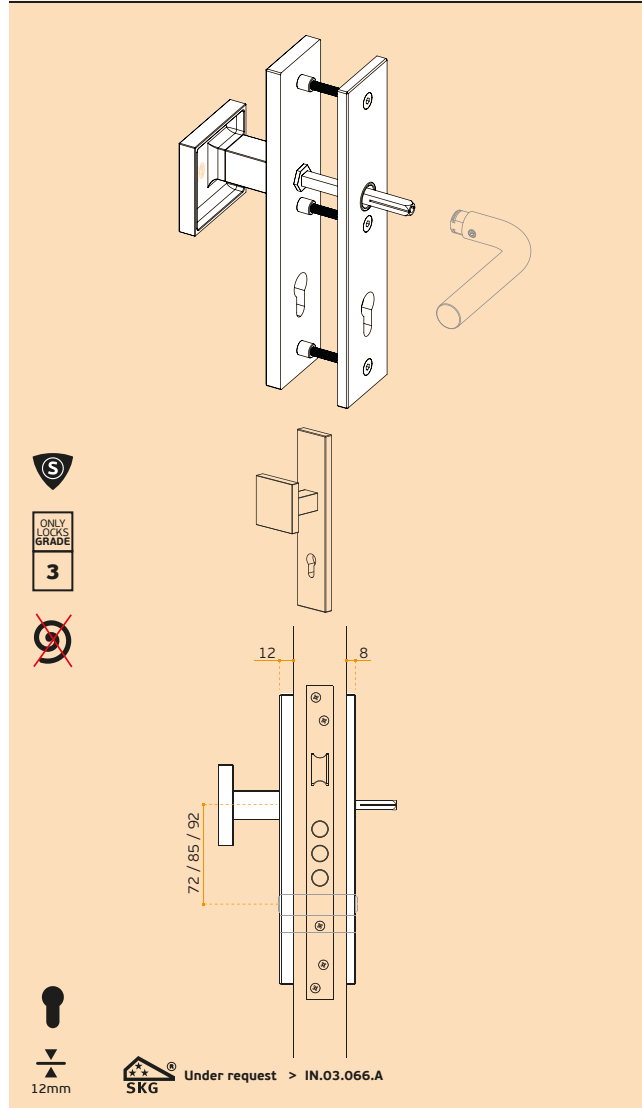
MATERIAL: EN 1.4301 / AISI 304

ACABAMENTO / FINISH / ACABADO: STANDARD: SATINADO / SATIN / SATIN

OPTIONAL: TITANIUM COATED .TB / .TG / .TCO / .TCH



IN.03.066.C



.P  
Mirror finish

.TB  
PVD Titanium black

.TG  
PVD Titanium gold

.TCO  
PVD Titanium copper

.TCH  
PVD Titanium chocolate



.P  
Mirror  
finish

.TB  
PVD  
Titanium  
black

.TG  
PVD  
Titanium  
gold

.TCO  
PVD  
Titanium  
copper

.TCH  
PVD  
Titanium  
chocolate



**IN.03.067.A / IN.03.067.15.A**

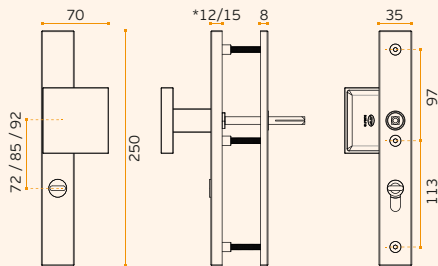
Placa de segurança. Puxador fixo exterior incluído e rotativo no interior não incluído (disponível qualquer modelo do catálogo) / Safety plate. Fixed handle outside included, rotative inside not included (can be chosen any available model from the catalogue) / Placa de seguridad. Pomo fijo en exterior incluído y exterior rotativo no incluído (disponible cualquier modelo del catálogo).



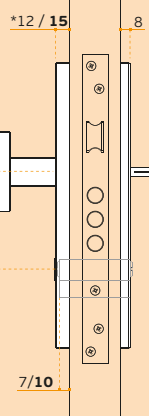
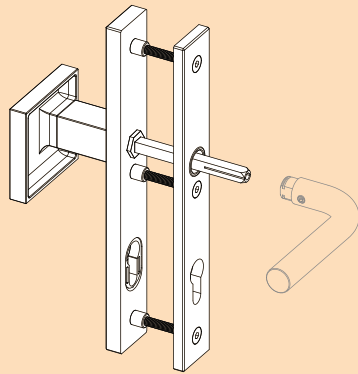
MATERIAL: EN 1.4301 / AISI 304

ACABAMENTO / FINISH / ACABADO: STANDARD: SATINADO / SATIN / SATIN

OPTIONAL: TITANIUM COATED .TB / .TG / .TCO / .TCH



\*IN.03.067.A / IN.03.067.15.A



Under request > IN.03.067.15.A

**IN.03.067.C / IN.03.067.15.C**

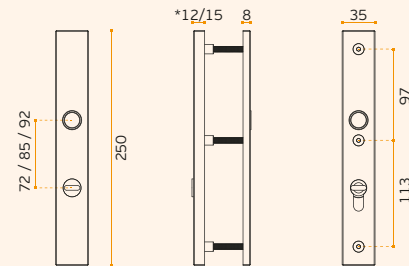
Placa de segurança. Puxador rotativo no interior e exterior não incluídos (disponível qualquer modelo do catálogo) / Safety plate. Rotative handle inside and out side not included (can be chosen any available model from the catalogue) / Placa de seguridad. Manilla exterior y exterior rotativo no incluídos (disponible cualquier modelo del catálogo).



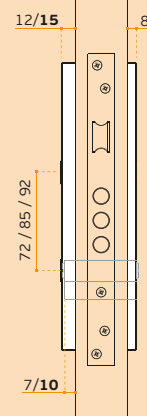
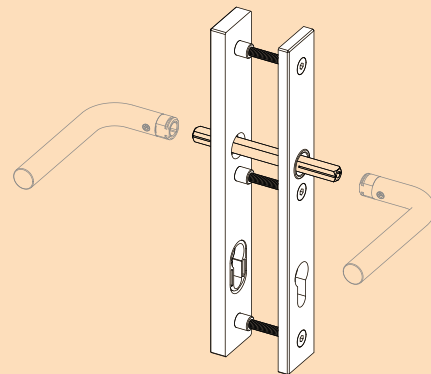
MATERIAL: EN 1.4301 / AISI 304

ACABAMENTO / FINISH / ACABADO: STANDARD: SATINADO / SATIN / SATIN

OPTIONAL: TITANIUM COATED .TB / .TG / .TCO / .TCH



\*IN.03.067.C / IN.03.067.15.C



Under request > IN.03.067.15.C

# PLACAS DE SEGURANÇA / SECURITY PLATES / PLACAS DE SEGURIDAD

## IN.03.068.A

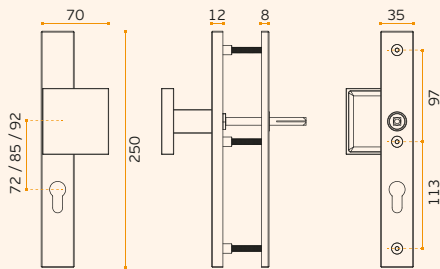
Placa de segurança. Puxador fixo exterior incluído e rotativo no interior não incluído (disponível qualquer modelo do catálogo) / Safety plate. Fixed handle outside included, rotative inside not included (can be chosen any available model from the catalogue) / Placa de seguridad. Pomo fijo en exterior incluído y exterior rotativo no incluído (disponible cualquier modelo del catalogo).



MATERIAL: EN 1.4301 / AISI 304

ACABAMENTO / FINISH / ACABADO: STANDARD: SATINADO / SATIN / SATIN

OPTIONAL: TITANIUM COATED .TB / .TG / .TCO / .TCH



IN.03.068.A

## IN.03.068.C

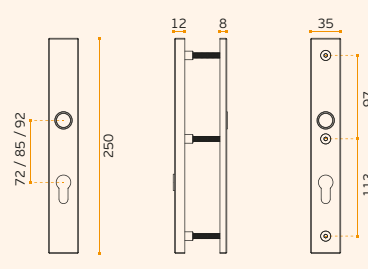
Placa de segurança. Puxador rotativo no interior e exterior não incluídos (disponível qualquer modelo do catálogo) / Safety plate. Rotative handle inside and out side not included (can be chosen any available model from the catalogue) / Placa de seguridad. Manilla exterior y exterior rotativo no incluídos (disponible cualquier modelo del catalogo).



MATERIAL: EN 1.4301 / AISI 304

ACABAMENTO / FINISH / ACABADO: STANDARD: SATINADO / SATIN / SATIN

OPTIONAL: TITANIUM COATED .TB / .TG / .TCO / .TCH



IN.03.068.C

Under request > IN.03.068.A

Under request > IN.03.068.C

.P  
Mirror  
finish

.TB  
PVD  
Titanium  
black

.TG  
PVD  
Titanium  
gold

.TCO  
PVD  
Titanium  
copper

.TCH  
PVD  
Titanium  
chocolate





# PLACAS DE SEGURANÇA / SECURITY PLATES / PLACAS DE SEGURIDAD

## IN.03.072.A / IN.03.072.15.A

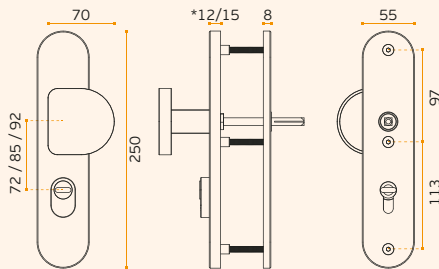
Placa de segurança. Puxador fixo exterior incluído e rotativo no interior não incluído (disponível qualquer modelo do catálogo) / Safety plate. Fixed handle outside included, rotative inside not included (can be chosen any available model from the catalogue) / Placa de seguridad. Pomo fijo en exterior incluído y exterior rotativo no incluído (disponible cualquier modelo del catalogo).



MATERIAL: EN 1.4301 / AISI 304

ACABAMENTO / FINISH / ACABADO: STANDARD: SATINADO / SATIN / SATIN

OPTIONAL: TITANIUM COATED .TB / .TG / .TCO / .TCH



\*IN.03.072.A / IN.03.072.15.A

## IN.03.072.C / IN.03.072.15.C

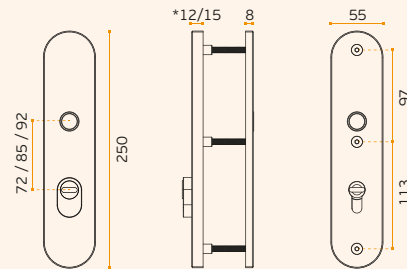
Placa de segurança. Puxador rotativo no interior e exterior não incluídos (disponível qualquer modelo do catálogo) / Safety plate. Rotative handle inside and out side not included (can be chosen any available model from the catalogue) / Placa de seguridad. Manilla exterior y exterior rotativo no incluídos (disponible cualquier modelo del catalogo).



MATERIAL: EN 1.4301 / AISI 304

ACABAMENTO / FINISH / ACABADO: STANDARD: SATINADO / SATIN / SATIN

OPTIONAL: TITANIUM COATED .TB / .TG / .TCO / .TCH



IN.03.072.C / IN.03.072.15.C\*

ONLY LOCKS GRADE 3  
 Without spring  
 With spring  
 Thickness plate  
 Normal key  
 European cylinder  
 WC closure  
 Under request > IN.03.072.15.A  
 SKG

ONLY LOCKS GRADE 3  
 Without spring  
 With spring  
 Thickness plate  
 Normal key  
 European cylinder  
 WC closure  
 without hole  
 Under request > IN.03.072.15.C  
 SKG

.P  
Mirror finish

.TB  
PVD Titanium black

.TG  
PVD Titanium gold

.TCO  
PVD Titanium copper

.TCH  
PVD Titanium chocolate



.P  
Mirror  
finish

.TB  
PVD  
Titanium  
black

.TG  
PVD  
Titanium  
gold

.TCO  
PVD  
Titanium  
copper

.TCH  
PVD  
Titanium  
chocolate



### IN.03.073.A

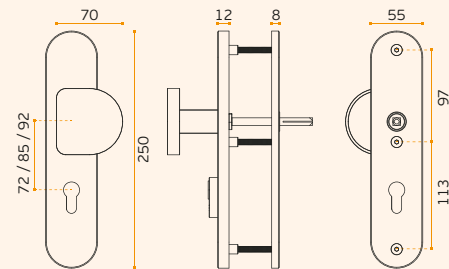
**Placa de segurança. Puxador fixo exterior incluído e rotativo no interior não incluído (disponível qualquer modelo do catálogo) / Safety plate. Fixed handle outside included, rotative inside not included (can be chosen any available model from the catalogue) / Placa de seguridad. Pomo fijo en exterior incluído y exterior rotativo no incluído (disponible cualquier modelo del catálogo).**



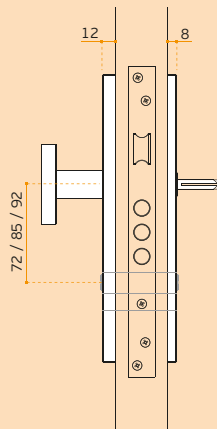
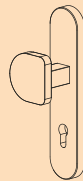
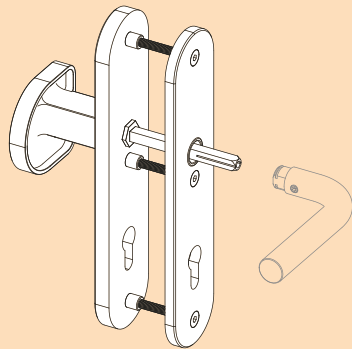
**MATERIAL:** EN 1.4301 / AISI 304

**ACABAMENTO / FINISH / ACABADO: STANDARD:** SATINADO / SATIN / SATIN

**OPTIONAL:** TITANIUM COATED .TB / .TG / .TCO / .TCH



IN.03.073.A



Under request > IN.03.073.A

### IN.03.073.C

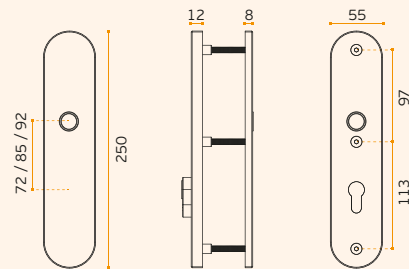
**Placa de segurança. Puxador rotativo no interior e exterior não incluídos (disponível qualquer modelo do catálogo) / Safety plate. Rotative handle inside and out side not included (can be chosen any available model from the catalogue) / Placa de seguridad. Manilla exterior y exterior rotativo no incluídos (disponible cualquier modelo del catálogo).**



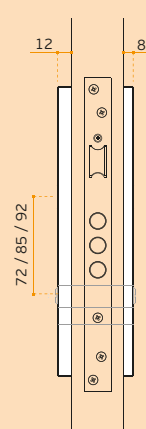
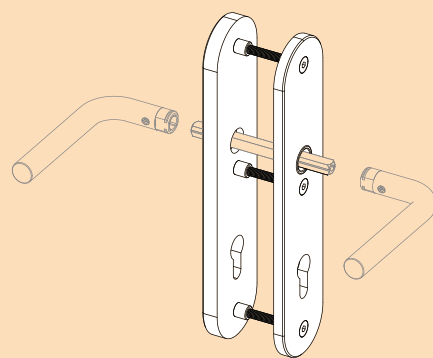
**MATERIAL:** EN 1.4301 / AISI 304

**ACABAMENTO / FINISH / ACABADO: STANDARD:** SATINADO / SATIN / SATIN

**OPTIONAL:** TITANIUM COATED .TB / .TG / .TCO / .TCH



IN.03.073.C



Under request > IN.03.073.C

# PLACAS DE SEGURANÇA / SECURITY PLATES / PLACAS DE SEGURIDAD

## IN.03.074.A / IN.03.074.15.A

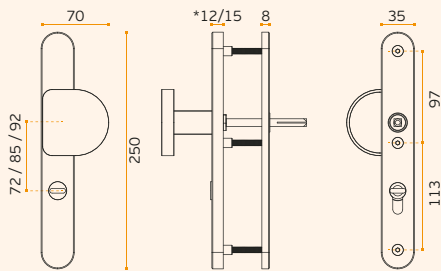
Placa de segurança. Puxador fixo exterior incluído e rotativo no interior não incluído (disponível qualquer modelo do catálogo) / Safety plate. Fixed handle outside included, rotative inside not included (can be chosen any available model from the catalogue) / Placa de seguridad. Pomo fijo en exterior incluído y exterior rotativo no incluído (disponible cualquier modelo del catalogo).



MATERIAL: EN 1.4301 / AISI 304

ACABAMENTO / FINISH / ACABADO: STANDARD: SATINADO / SATIN / SATIN

OPTIONAL: TITANIUM COATED .TB / .TG / .TCO / .TCH



\*IN.03.074.A / IN.03.074.15.A

## IN.03.074.C / IN.03.074.15.C

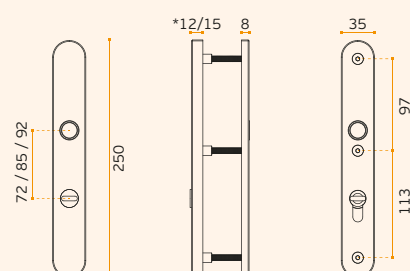
Placa de segurança. Puxador rotativo no interior e exterior não incluídos (disponível qualquer modelo do catálogo) / Safety plate. Rotative handle inside and out side not included (can be chosen any available model from the catalogue) / Placa de seguridad. Manilla exterior y exterior rotativo no incluídos (disponible cualquier modelo del catalogo).



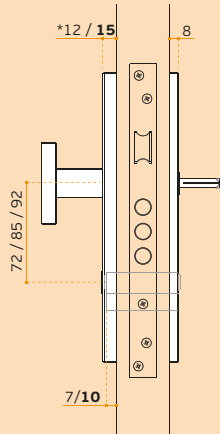
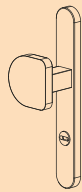
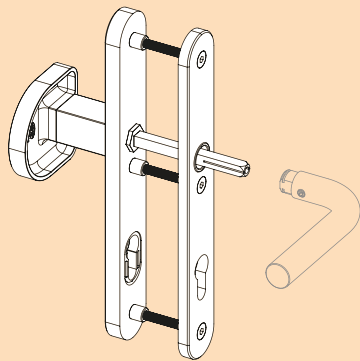
MATERIAL: EN 1.4301 / AISI 304

ACABAMENTO / FINISH / ACABADO: STANDARD: SATINADO / SATIN / SATIN

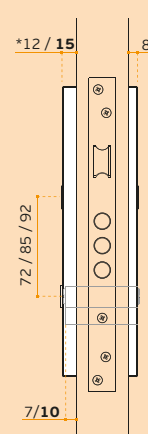
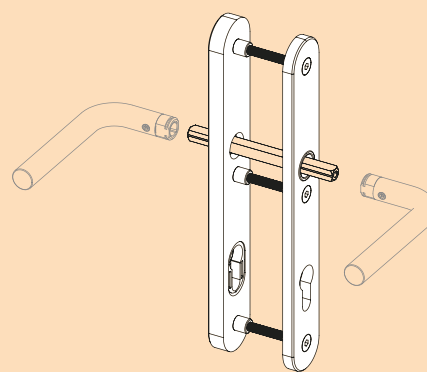
OPTIONAL: TITANIUM COATED .TB / .TG / .TCO / .TCH



\*IN.03.074.C / IN.03.074.15.C



Under request > IN.03.074.15.A



Under request > IN.03.074.15.C

.P  
Mirror finish

.TB  
PVD  
Titanium black

.TG  
PVD  
Titanium gold

.TCO  
PVD  
Titanium copper

.TCH  
PVD  
Titanium chocolate





.P  
Mirror  
finish

.TB  
PVD  
Titanium  
black

.TG  
PVD  
Titanium  
gold

.TCO  
PVD  
Titanium  
copper

.TCH  
PVD  
Titanium  
chocolate



### IN.03.075.A

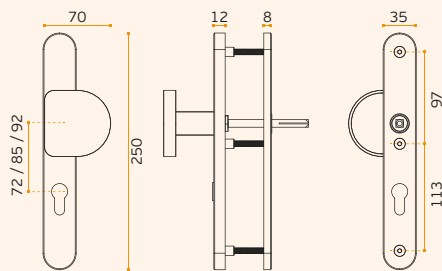
**Placa de segurança. Puxador fixo exterior incluído e rotativo no interior não incluído (disponível qualquer modelo do catálogo) / Safety plate. Fixed handle outside included, rotative inside not included (can be chosen any available model from the catalogue) / Placa de seguridad. Pomo fijo en exterior incluído y exterior rotativo no incluído (disponible cualquier modelo del catálogo).**



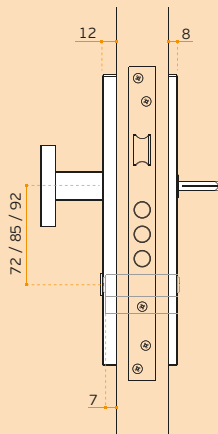
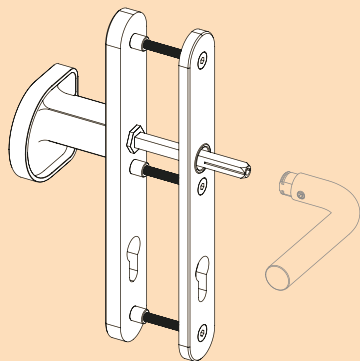
**MATERIAL:** EN 1.4301 / AISI 304

**ACABAMENTO / FINISH / ACABADO: STANDARD:** SATINADO / SATIN / SATIN

**OPTIONAL:** TITANIUM COATED .TB / .TG / .TCO / .TCH



IN.03.075.A



Under request > IN.03.075.A

### IN.03.075.C

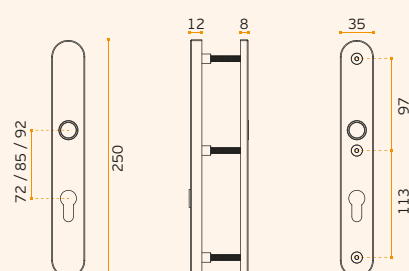
**Placa de segurança. Puxador rotativo no interior e exterior não incluídos (disponível qualquer modelo do catálogo) / Safety plate. Rotative handle inside and out side not included (can be chosen any available model from the catalogue) / Placa de seguridad. Manilla exterior y exterior rotativo no incluídos (disponible cualquier modelo del catálogo).**



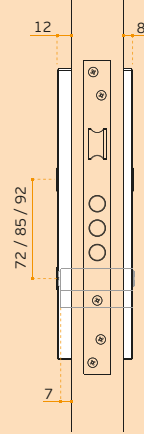
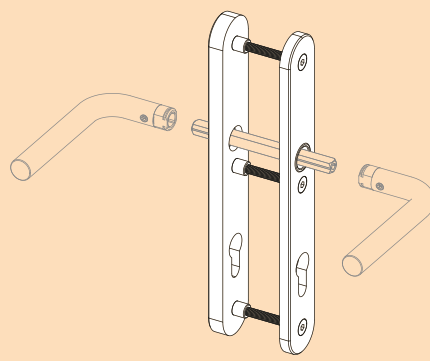
**MATERIAL:** EN 1.4301 / AISI 304

**ACABAMENTO / FINISH / ACABADO: STANDARD:** SATINADO / SATIN / SATIN

**OPTIONAL:** TITANIUM COATED .TB / .TG / .TCO / .TCH



IN.03.075.C



Under request > IN.03.075.C

**PLACAS DE SEGURANÇA /**  
SECURITY PLATES /  
PLACAS DE SEGURIDAD



.P  
Mirror  
finish

.TB  
PVD  
Titanium  
black

.TG  
PVD  
Titanium  
gold

.TCO  
PVD  
Titanium  
copper

.TCH  
PVD  
Titanium  
chocolate

**IN.03.050.72**  
**IN.03.050.85**  
**IN.03.050.92**

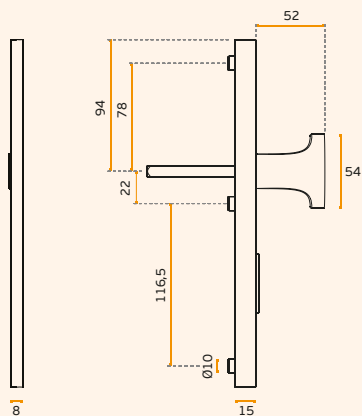
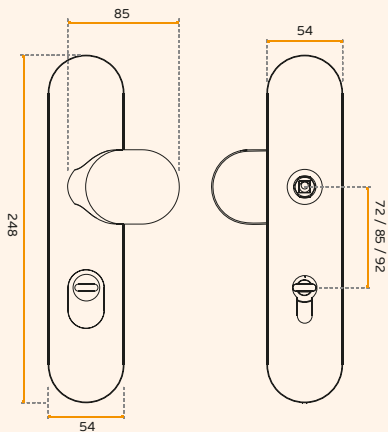
**Placa de segurança. Puxador fixo exterior  
incluído e rotativo no interior não incluído  
(disponível qualquer modelo do catálogo) /**  
Safety plate. Fixed handle outside included, rotative  
inside not included ( can be chosen any available  
model from the catalogue) / Placa de seguridad.  
Pomo fijo en exterior incluído y exterior rotativo no  
incluído (disponible cualquier modelo del catálogo).



**MATERIAL:** EN 1.4301 / AISI 304

**ACABAMENTO / FINISH / ACABADO:**  
STANDARD: SATINADO / SATIN / SATIN

**OPTIONAL:** TITANIUM COATED .TB / .TG / .TCO / .TCH



IN.03.050...TB  
Titanium black



IN.03.050...TCH  
Titanium chocolate



IN.03.050...TG  
Titanium gold



IN.03.050...TCO  
Titanium copper

**PLACAS E CONCHAS /**  
PLATES & FLUSH HANDLES /  
PLACAS Y CAZOLETAS.



**.P**  
Mirror  
finish

**.TB**  
PVD  
Titanium  
black

**.TG**  
PVD  
Titanium  
gold

**.TCO**  
PVD  
Titanium  
copper

**.TCH**  
PVD  
Titanium  
chocolate

**IN.16.236.200**  
**Concha de embutir /**  
**Concealed flush handle /**  
**Cazoleta de embutir.**


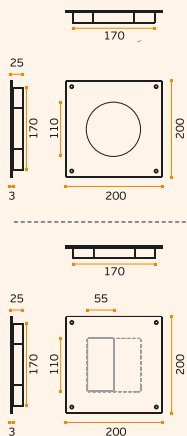


**MATERIAL:** EN 1.4301 / AISI 304

**ACABAMENTO / FINISH / ACABADO:**  
**STANDARD:** SATINADO / SATIN / SATIN

**OPTIONAL:** PVD TITANIUM COATED

**.TB / .TG / .TCO**



**IN.16.236.200.TCO**  
Titanium copper



**IN.16.237.200**  
Stainless steel



**IN.16.238.200**  
Stainless steel

**IN.16.235**  
**Concha de embutir /**  
**Concealed flush handle /**  
**Cazoleta de embutir.**


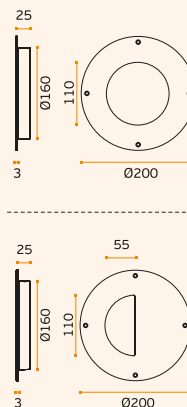


**MATERIAL:** EN 1.4301 / AISI 304

**ACABAMENTO / FINISH / ACABADO:**  
**STANDARD:** SATINADO / SATIN / SATIN

**OPTIONAL:** PVD TITANIUM COATED

**.TB / .TG / .TCO /**



**IN.16.235.TB**  
Titanium black



**IN.16.234**  
Stainless steel



**IN.16.234.TG**  
Titanium gold

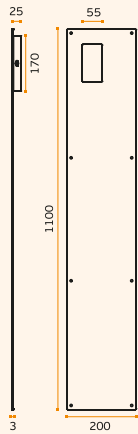
# PLACAS E CONCHAS / PLATES & FLUSH HANDLES / PLACAS Y CAZOLETAS.

## IN.16.238.1100

Concha de embutir /  
 Concealed flush handle /  
 Cazoleta de embutir.

MATERIAL: EN 1.4301 / AISI 304

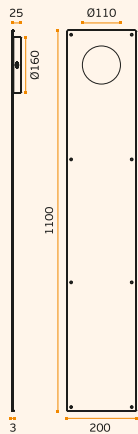
ACABAMENTO / FINISH / ACABADO:  
 STANDARD: SATINADO / SATIN / SATIN



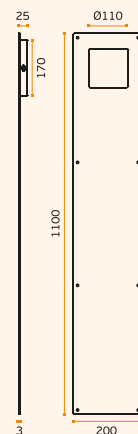
IN.16.238.1100.E  
 Stainless steel



IN.16.238.1100.D  
 Stainless steel



IN.16.236.1100  
 Stainless steel



IN.16.237.1100  
 Stainless steel



.P  
 Mirror  
 finish

.TB  
 PVD  
 Titanium  
 black

.TG  
 PVD  
 Titanium  
 gold

.TCO  
 PVD  
 Titanium  
 copper

.TCH  
 PVD  
 Titanium  
 chocolate

**.P**  
Mirror  
finish

**.TB**  
PVD  
Titanium  
black

**.TG**  
PVD  
Titanium  
gold

**.TCO**  
PVD  
Titanium  
copper

**.TCH**  
PVD  
Titanium  
chocolate

**IN.16.237.600**  
**Concha de embutir /**  
**Concealed flush handle /**  
**Cazoleta de embutir.**

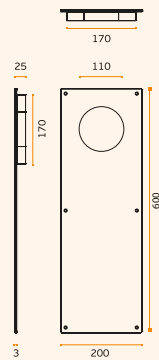
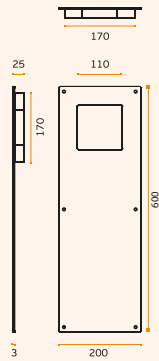


**MATERIAL:** EN 1.4301 / AISI 304

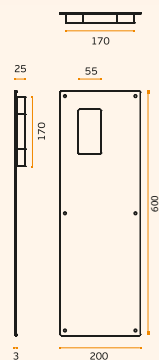
**ACABAMENTO / FINISH / ACABADO:**  
**STANDARD:** SATINADO / SATIN / SATIN

**OPTIONAL:** PVD TITANIUM COATED

**.TB / .TG / .TCO**



IN.16.236.600



IN.16.238.600.D / E



IN.16.237.600.TB  
Titanium black



IN.16.237.600.TG  
Titanium gold



IN.16.237.600.TCO  
Titanium copper



IN.16.236.600




IN.16.238.600.E



IN.16.238.600.D

# PLACAS E CONCHAS / PLATES & FLUSH HANDLES / PLACAS Y CAZOLETAS.

## Concha / Flush handle / Cazoleta



## Pele natural / Natural leather / Piel natural



**.N**  
Negro /  
Black / Negro



**.B**  
Castanho  
Brown / Marrón



**.C**  
Camel  
Camel / Camel



**.NPF**  
Negro /  
Black / Negro



**.BPF**  
Castanho  
Brown / Marrón



**.CPF**  
Camel  
Camel / Camel

## Exemplo / Example / Ejemplo



**IN.16.234.TB**  
(concha / flush handle /  
cazoleta - titanium black)

+



**.B / .BPF**  
(pele / leather / piel - black  
textured or perforated)



**IN.03.237.600.N.TG**

1

2

4

3

Exemplo /  
Example / Ejemplo

**1 - Referência do produto /**  
Product reference / Referencia del producto  
**2 - Medida /**  
Size / Dimensión  
**3 - Pele /**  
Leather / Piel  
**4 - Acabamento titânio /**  
Titanium finish / Acabados titânio

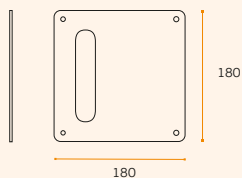


### IN.16.230

**Placa com concha. Outras medidas disponíveis com ou sem furações /**  
**Flush handle on plate. Other available sizes with or without holes /**  
**Cazoleta con placa. Otras dimensiones disponibles con o sin agujeros.**

**MATERIAL:** EN 1.4301 / AISI 304

**ACABAMENTO / FINISH / ACABADO:**  
**STANDARD:** SATINADO / SATIN / SATIN



### IN.16.010

**Placa cega. Outras medidas disponíveis com ou sem furações /**  
**Blind plate. Other available sizes with or without holes /**  
**Placa ciega. Otras dimensiones disponibles con o sin agujeros.**

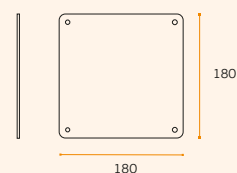


**MATERIAL:** EN 1.4301 / AISI 304

**ACABAMENTO / FINISH / ACABADO:**  
**STANDARD:** SATINADO / SATIN / SATIN

**OPTIONAL:** PVD TITANIUM COATED

**.TB / .TG / .TCO / .TCH**



### IN.16.220.19

**Asa com placa. Possibilidade de fornecer com furos especiais /**  
**Pull handle on plate. Possible to supply with special key holes /**  
**Manillon con placa. Es posible suministrar con agujeros especiales.**

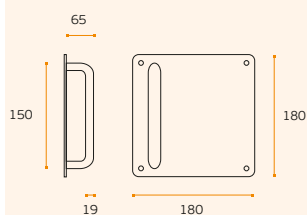


**MATERIAL:** EN 1.4301 / AISI 304

**ACABAMENTO / FINISH / ACABADO:**  
**STANDARD:** SATINADO / SATIN / SATIN

**OPTIONAL:** PVD TITANIUM COATED

**.TB / .TG / .TCO / .TCH**



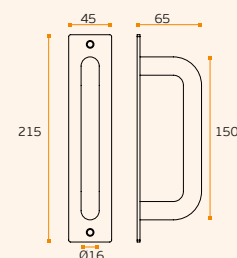
### IN.16.221.19

**Asa com placa. /**  
**Pull handle on plate. /**  
**Manillon con placa.**



**MATERIAL:** EN 1.4301 / AISI 304

**ACABAMENTO / FINISH / ACABADO:**  
**STANDARD:** SATINADO / SATIN / SATIN



# CONCHAS / FLUSH HANDLES / CAZOLETAS.

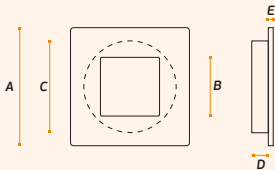
## IN.16.223

Concha de embutir /  
Concealed flush handle /  
Cazoleta de embutir.

**MATERIAL:** EN 1.4301 / AISI 304

**ACABAMENTO / FINISH / ACABADO:**  
STANDARD: SATINADO / SATIN / SATIN

A	B	C	D	E
50X50	26x26	Ø40	10	2
70X70	40x40	Ø60	14	2



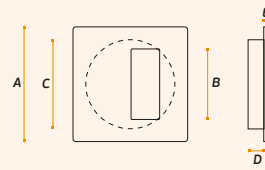
## IN.16.224

Concha de embutir /  
Concealed flush handle /  
Cazoleta de embutir.

**MATERIAL:** EN 1.4301 / AISI 304

**ACABAMENTO / FINISH / ACABADO:**  
STANDARD: SATINADO / SATIN / SATIN

A	B	C	D	E
70X70	40x25	Ø60	14	2
110X100	68x34	Ø102	14	2



**.P**  
Mirror  
finish

**.TB**  
PVD  
Titanium  
black

**.TG**  
PVD  
Titanium  
gold

**.TCO**  
PVD  
Titanium  
copper

**.TCH**  
PVD  
Titanium  
chocolate

## IN.16.225

Concha de embutir /  
Concealed flush handle /  
Cazoleta de embutir.

**.TB** **.TG** **.TCO** **.TCH**


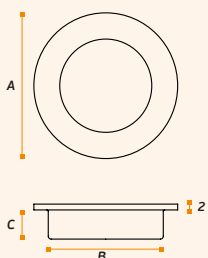
**MATERIAL:** EN 1.4301 / AISI 304

**ACABAMENTO / FINISH / ACABADO:**  
STANDARD: SATINADO / SATIN / SATIN

**OPTIONAL:** PVD TITANIUM COATED

**.TB / .TG / .TCO / .TCH**

A	B	C
Ø40	Ø35	10
Ø50	Ø40	10
Ø70	Ø60	14
Ø110	Ø102	14



IN.16.225.50.TB  
Titanium black



IN.16.225.50.TG  
Titanium gold



IN.16.225.50.TCO  
Titanium copper



IN.16.225.50.TCH  
Titanium chocolate

**.P**  
Mirror  
finish

**.TB**  
PVD  
Titanium  
black

**.TG**  
PVD  
Titanium  
gold

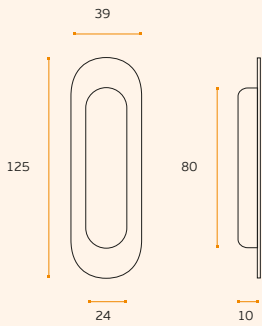
**.TCO**  
PVD  
Titanium  
copper

**.TCH**  
PVD  
Titanium  
chocolate

**IN.16.233**  
**Concha de embutir /**  
**Concealed flush handle /**  
**Cazoleta de embutir.**

**MATERIAL:** EN 1.4301 / AISI 304

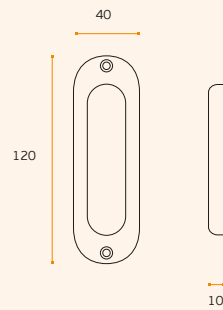
**ACABAMENTO / FINISH / ACABADO:**  
**STANDARD:** SATINADO / SATIN / SATIN



**IN.16.226**  
**Concha de embutir /**  
**Concealed flush handle /**  
**Cazoleta de embutir.**

**MATERIAL:** EN 1.4301 / AISI 304

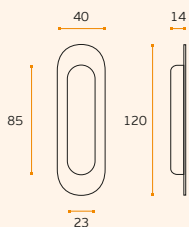
**ACABAMENTO / FINISH / ACABADO:**  
**STANDARD:** SATINADO / SATIN / SATIN



**IN.16.227**  
**Concha de embutir /**  
**Concealed flush handle /**  
**Cazoleta de embutir.**

**MATERIAL:** EN 1.4301 / AISI 304

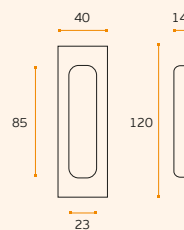
**ACABAMENTO / FINISH / ACABADO:**  
**STANDARD:** SATINADO / SATIN / SATIN



**IN.16.228**  
**Concha de embutir /**  
**Concealed flush handle /**  
**Cazoleta de embutir.**

**MATERIAL:** EN 1.4301 / AISI 304

**ACABAMENTO / FINISH / ACABADO:**  
**STANDARD:** SATINADO / SATIN / SATIN



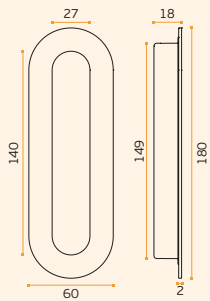
# CONCHAS / FLUSH HANDLES / CAZOLETAS.

## IN.16.231

Concha de embutir /  
Concealed flush handle /  
Cazoleta de embutir.

MATERIAL: EN 1.4301 / AISI 304

ACABAMENTO / FINISH / ACABADO:  
STANDARD: SATINADO / SATIN / SATIN

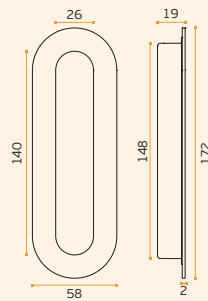


## IN.16.240

Concha de embutir /  
Concealed flush handle /  
Cazoleta de embutir.

MATERIAL: EN 1.4301 / AISI 304

ACABAMENTO / FINISH / ACABADO:  
STANDARD: SATINADO / SATIN / SATIN



.P  
Mirror  
finish

.TB  
PVD  
Titanium  
black

.TG  
PVD  
Titanium  
gold

.TCO  
PVD  
Titanium  
copper

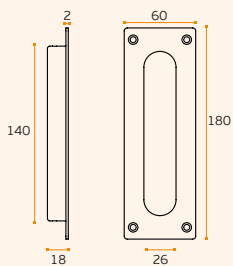
.TCH  
PVD  
Titanium  
chocolate

## IN.16.232

Concha de embutir /  
Concealed flush handle /  
Cazoleta de embutir.

MATERIAL: EN 1.4301 / AISI 304

ACABAMENTO / FINISH / ACABADO:  
STANDARD: SATINADO / SATIN / SATIN



NEW


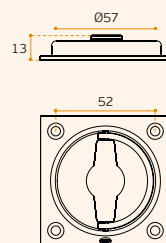
## IN.16.050

Concha de embutir com puxador  
retráctil /  
Concealed flush handle with  
retractable handle /  
Cazoleta de embutir con manilla  
retractil.

MATERIAL: EN 1.4301 / AISI 304

ACABAMENTO / FINISH / ACABADO:  
STANDARD: SATINADO / SATIN / SATIN

QUADRA / SPINDLE / CUADRADILLO:  
8X8mm



.P  
Mirror  
finish

.TB  
PVD  
Titanium  
black

.TG  
PVD  
Titanium  
gold

.TCO  
PVD  
Titanium  
copper

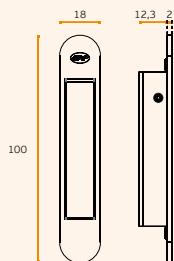
.TCH  
PVD  
Titanium  
chocolate

### IN.16.319

**Concha de embutir /  
Concealed flush handle /  
Cazoleta de embutir.**

**MATERIAL:** EN 1.4301 / AISI 304

**ACABAMENTO / FINISH / ACABADO:  
STANDARD:** SATINADO / SATIN / SATIN



### IN.16.312

**Concha de embutir /  
Concealed flush handle /  
Cazoleta de embutir.**


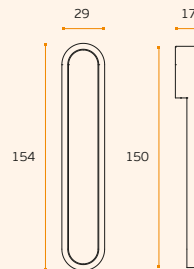


**MATERIAL:** EN 1.4301 / AISI 304

**ACABAMENTO / FINISH / ACABADO:  
STANDARD:** SATINADO / SATIN / SATIN

**OPTIONAL:** PVD TITANIUM COATED

**.TB / .TG / .TCO / .TCH**



## CONCHAS / FLUSH HANDLES / CAZOLETAS.

**Conchas para aplicar no topo das portas de correr. Permite recolher a porta totalmente entre duas paredes /**

*Flush handles to install on the front of sliding doors. Allows to collect the door fully between two walls /*

*Cazoleta para instalar en la parte frontal de las puertas correderas. Permite recoger la puerta por completo entre las dos paredes.*



**.P**  
Mirror finish

**.TB**  
PVD  
Titanium black

**.TG**  
PVD  
Titanium gold

**.TCO**  
PVD  
Titanium copper

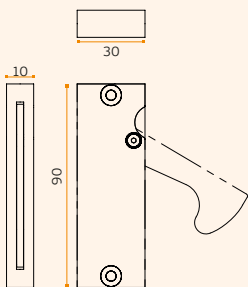
**.TCH**  
PVD  
Titanium chocolate

### IN.16.317

**Concha de embutir /  
Concealed flush handle /  
Cazoleta de embutir.**

**MATERIAL:** EN 1.4301 / AISI 304

**ACABAMENTO / FINISH / ACABADO:**  
STANDARD: SATINADO / SATIN / SATIN

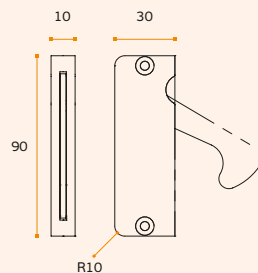


### IN.16.317.R

**Concha de embutir com puxador retráctil /  
Concealed flush handle with retractable handle /  
Cazoleta de embutir con manilla retráctil.**

**MATERIAL:** EN 1.4301 / AISI 304

**ACABAMENTO / FINISH / ACABADO:**  
STANDARD: SATINADO / SATIN / SATIN



.P  
Mirror  
finish

.TB  
PVD  
Titanium  
black

.TG  
PVD  
Titanium  
gold

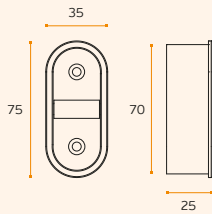
.TCO  
PVD  
Titanium  
copper

.TCH  
PVD  
Titanium  
chocolate

**IN.16.314**  
**Concha de embutir /**  
**Concealed flush handle /**  
**Cazoleta de embutir.**

**MATERIAL:** EN 1.4301 / AISI 304

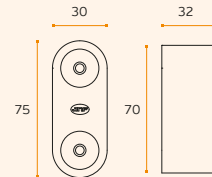
**ACABAMENTO / FINISH / ACABADO:**  
**STANDARD:** SATINADO / SATIN / SATIN



**IN.16.315**  
**Concha de embutir /**  
**Concealed flush handle /**  
**Cazoleta de embutir.**

**MATERIAL:** EN 1.4301 / AISI 304

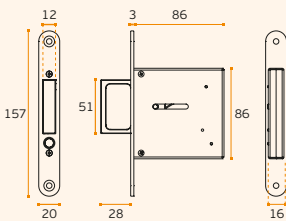
**ACABAMENTO / FINISH / ACABADO:**  
**STANDARD:** SATINADO / SATIN / SATIN



**IN.16.600**  
**Concha de embutir com puxador**  
**retratil ativada com botão /**  
**Concealed flush handle with**  
**retractable knob activated with**  
**button / Cazoleta de embutir con**  
**manilla retráctil, que se activa con**  
**el botón.**

**MATERIAL:** EN 1.4301 / AISI 304

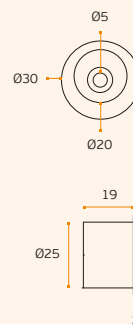
**ACABAMENTO / FINISH / ACABADO:**  
**STANDARD:** SATINADO / SATIN / SATIN



**IN.16.310**  
**Concha de embutir /**  
**Concealed flush handle /**  
**Cazoleta de embutir.**

**MATERIAL:** EN 1.4301 / AISI 304

**ACABAMENTO / FINISH / ACABADO:**  
**STANDARD:** SATINADO / SATIN / SATIN




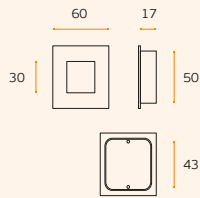
## CONCHAS / FLUSH HANDLES / CAZOLETAS.

### IN.16.404

Concha com placa de mola /  
Flush handle with spring cover /  
Cazoleta con cubierta de muelle.

**MATERIAL:** EN 1.4301 / AISI 304

**ACABAMENTO / FINISH / ACABADO:**  
STANDARD: SATINADO / SATIN / SATIN

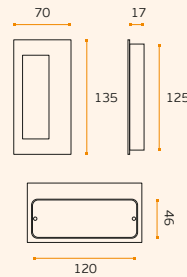


### IN.16.400

Concha com placa de mola /  
Flush handle with spring cover /  
Cazoleta con cubierta de muelle.

**MATERIAL:** EN 1.4301 / AISI 304

**ACABAMENTO / FINISH / ACABADO:**  
STANDARD: SATINADO / SATIN / SATIN



**.P**  
Mirror  
finish

**.TB**  
PVD  
Titanium  
black

**.TG**  
PVD  
Titanium  
gold

**.TCO**  
PVD  
Titanium  
copper

**.TCH**  
PVD  
Titanium  
chocolate

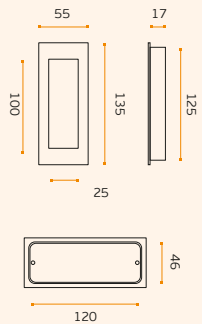
### IN.16.402

#### IN.16.402.P

Concha com placa de mola /  
Flush handle with spring cover /  
Cazoleta con cubierta de muelle.

**MATERIAL:** EN 1.4301 / AISI 304

**ACABAMENTO / FINISH / ACABADO:**  
STANDARD: SATINADO + POLIDO /  
SATIN + POLISHED / SATIN + PULIDO



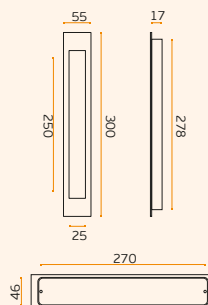
### IN.16.406

#### IN.16.406.P

Concha com placa de mola /  
Flush handle with spring cover /  
Cazoleta con cubierta de muelle.

**MATERIAL:** EN 1.4301 / AISI 304

**ACABAMENTO / FINISH / ACABADO:**  
STANDARD: SATINADO + POLIDO /  
SATIN + POLISHED / SATIN + PULIDO





.P  
Mirror  
finish

.TB  
PVD  
Titanium  
black

.TG  
PVD  
Titanium  
gold

.TCO  
PVD  
Titanium  
copper

.TCH  
PVD  
Titanium  
chocolate

### IN.16.414

Concha de embutir /  
Concealed flush handle /  
Cazoleta de embutir.


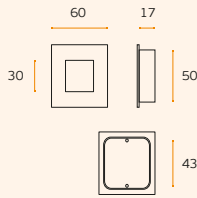


MATERIAL: EN 1.4301 / AISI 304

ACABAMENTO / FINISH / ACABADO:  
STANDARD: SATINADO / SATIN / SATIN

OPTIONAL: PVD TITANIUM COATED

.TB / .TG / .TCO / .TCH



### IN.16.410

Concha de embutir /  
Concealed flush handle /  
Cazoleta de embutir.

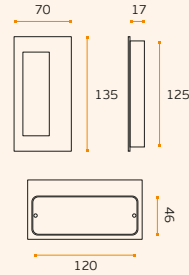


MATERIAL: EN 1.4301 / AISI 304

ACABAMENTO / FINISH / ACABADO:  
STANDARD: SATINADO / SATIN / SATIN

OPTIONAL: PVD TITANIUM COATED

.TB / .TG / .TCO / .TCH



### IN.16.412

Concha de embutir /  
Concealed flush handle /  
Cazoleta de embutir.

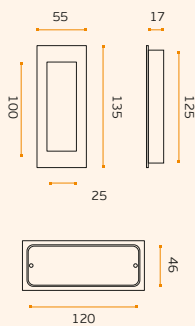


MATERIAL: EN 1.4301 / AISI 304

ACABAMENTO / FINISH / ACABADO:  
STANDARD: SATINADO / SATIN / SATIN

OPTIONAL: PVD TITANIUM COATED

.TB / .TG / .TCO / .TCH



### IN.16.416

Concha de embutir /  
Concealed flush handle /  
Cazoleta de embutir.

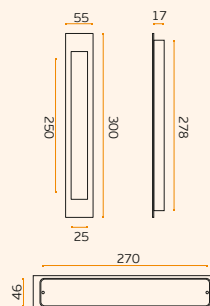


MATERIAL: EN 1.4301 / AISI 304


ACABAMENTO / FINISH / ACABADO:  
STANDARD: SATINADO / SATIN / SATIN

OPTIONAL: PVD TITANIUM COATED

.TB / .TG / .TCO / .TCH



**CONCHAS PARA PORTAS DE CORRER /**  
FLUSH HANDLES FOR SLIDING DOORS /  
CAZOLETAS PARA PUERTAS CORRÉDIZAS.



.P  
Mirror  
finish

.TB  
PVD  
Titanium  
black

.TG  
PVD  
Titanium  
gold

.TCO  
PVD  
Titanium  
copper

.TCH  
PVD  
Titanium  
chocolate

**IN.16.301.35**  
**IN.16.301.40**

**Concha de embutir para portas de correr./**  
Concealed flush handle for sliding doors./  
Cazoleta de embutir para puertas correderas.

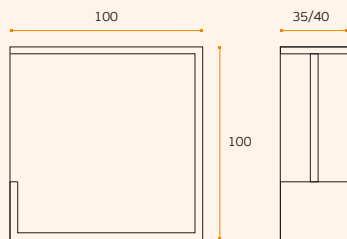


**MATERIAL:** EN 1.4301 / AISI 304

**ACABAMENTO / FINISH / ACABADO:**  
**STANDARD:** SATINADO / SATIN / SATIN

**OPTIONAL:** PVD TITANIUM COATED

**.TB / .TG / .TCO / .TCH**



**(outras espessuras disponíveis por consulta)**  
(other thicknesses available per request)  
(otros espesores disponibles por consulta)



**IN.16.300.35**  
**IN.16.300.40**

**Concha de embutir para portas de correr./**  
Concealed flush handle for sliding doors./  
Cazoleta de embutir para puertas correderas.

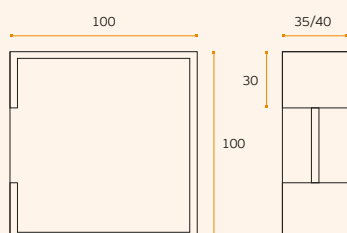


**MATERIAL:** EN 1.4301 / AISI 304


**ACABAMENTO / FINISH / ACABADO:**  
**STANDARD:** SATINADO / SATIN / SATIN

**OPTIONAL:** PVD TITANIUM COATED

**.TB / .TG / .TCO / .TCH**



**(outras espessuras disponíveis por consulta)**  
(other thicknesses available per request)  
(otros espesores disponibles por consulta)



## CONCHAS PARA PORTAS DE CORRER / FLUSH HANDLES FOR SLIDING DOORS / CAZOLETAS PARA PUERTAS CORREDERAS.

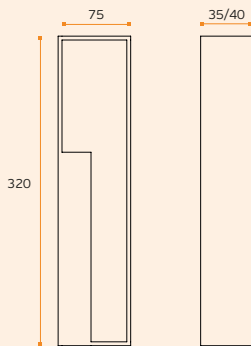
NEW

**IN.16.302.M3.35**  
**IN.16.302.M3.40**

**Concha de embutir para portas de correr / Concealed flush handle for sliding doors / Cazoleta de embutir para puertas correderas.**

**MATERIAL:** EN 1.4301 / AISI 304

**ACABAMENTO / FINISH / ACABADO:**  
**STANDARD:** SATINADO / SATIN / SATIN



(outras espessuras disponíveis por consulta)  
 (other thicknesses available per request)  
 (otros espesores disponibles por consulta)



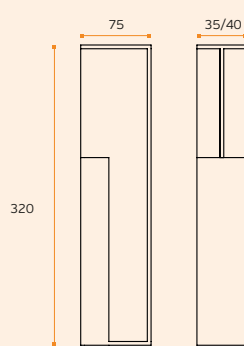
NEW

**IN.16.302.M5.35**  
**IN.16.302.M5.40**

**Concha de embutir para portas de correr / Concealed flush handle for sliding doors / Cazoleta de embutir para puertas correderas.**

**MATERIAL:** EN 1.4301 / AISI 304

**ACABAMENTO / FINISH / ACABADO:**  
**STANDARD:** SATINADO / SATIN / SATIN



(outras espessuras disponíveis por consulta)  
 (other thicknesses available per request)  
 (otros espesores disponibles por consulta)



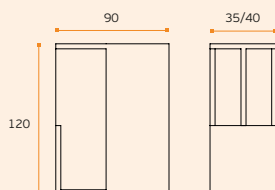
NEW

**IN.16.302.M1.35**  
**IN.16.302.M1.40**

**Concha de embutir para portas de correr / Concealed flush handle for sliding doors / Cazoleta de embutir para puertas correderas.**

**MATERIAL:** EN 1.4301 / AISI 304

**ACABAMENTO / FINISH / ACABADO:**  
**STANDARD:** SATINADO / SATIN / SATIN



(outras espessuras disponíveis por consulta)  
 (other thicknesses available per request)  
 (otros espesores disponibles por consulta)



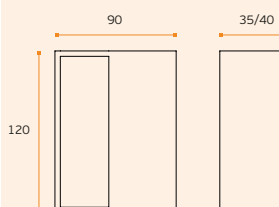
NEW

**IN.16.302.M2.35**  
**IN.16.302.M2.40**

**Concha de embutir para portas de correr / Concealed flush handle for sliding doors / Cazoleta de embutir para puertas correderas.**

**MATERIAL:** EN 1.4301 / AISI 304

**ACABAMENTO / FINISH / ACABADO:**  
**STANDARD:** SATINADO / SATIN / SATIN



(outras espessuras disponíveis por consulta)  
 (other thicknesses available per request)  
 (otros espesores disponibles por consulta)






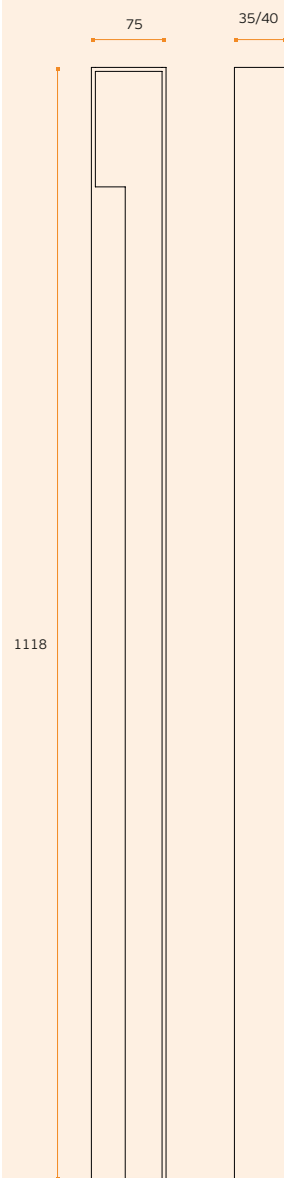
NEW

**IN.16.302.M4.35**  
**IN.16.302.M4.40**

**Concha de embutir para portas  
de correr / Concealed flush handle  
for sliding doors / Cazoleta de  
embutir para puertas correderas.**

**MATERIAL:** EN 1.4301 / AISI 304

**ACABAMENTO / FINISH / ACABADO:**  
**STANDARD:** SATINADO / SATIN / SATIN



**(outras espessuras disponíveis por consulta)**  
**(other thicknesses available per request)**  
**(otros espesores disponibles por consulta)**

# MECANISMOS PARA JANELA DK

DK WINDOW MECHANISMS /  
MECANISMOS DK PARA VENTANA.



.P  
Mirror  
finish

.TB  
PVD  
Titanium  
black

.TG  
PVD  
Titanium  
gold

.TCO  
PVD  
Titanium  
copper

.TCH  
PVD  
Titanium  
chocolate

**IN.DK.01S.60**  
**Mecanismo de janela**  
**DK com interior**  
**metálico com 4**  
**posições /**  
**DK 4 positions**  
**mechanism**  
**with metallic body /**  
**Mecanismo de ventana**  
**DK de 4 posiciones con**  
**el metal interior.**

**IN.DK.01S.37**  
**Mecanismo de janela**  
**DK com interior**  
**metálico com 4**  
**posições /**  
**DK 4 positions**  
**mechanism**  
**with metallic body /**  
**Mecanismo de ventana**  
**DK de 4 posiciones con**  
**el metal interior.**

**IN.DK.01S.32**  
**Mecanismo de janela**  
**DK com interior**  
**metálico com 4**  
**posições /**  
**DK 4 positions**  
**mechanism**  
**with metallic body /**  
**Mecanismo de ventana**  
**DK de 4 posiciones con**  
**el metal interior.**

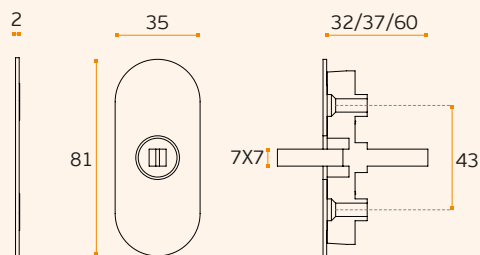


LESS IS MORE

**MATERIAL:** EN 1.4301 / AISI 304

**ACABAMENTO / FINISH / ACABADO:** STANDARD: SATINADO / SATIN / SATIN

**OPTIONAL:** PVD TITANIUM COATED .TB / .TG / .TCO / .TCH



**IN.00.107.SR**  
**+**  
**DK.01S.32**  
**Exemplo /**  
**Example /**  
**Ejemplo**

**IN.DK.01Q.32**  
**Mecanismo de janela**  
**DK com interior**  
**metálico com 4**  
**posições /**  
**DK 4 positions**  
**mechanism**  
**with metallic body /**  
**Mecanismo de ventana**  
**DK de 4 posiciones con**  
**el metal interior.**

**IN.DK.01Q.37**  
**Mecanismo de janela**  
**DK com interior**  
**metálico com 4**  
**posições /**  
**DK 4 positions**  
**mechanism**  
**with metallic body /**  
**Mecanismo de ventana**  
**DK de 4 posiciones con**  
**el metal interior.**

**IN.DK.01Q.60**  
**Mecanismo de janela**  
**DK com interior**  
**metálico com 4**  
**posições /**  
**DK 4 positions**  
**mechanism**  
**with metallic body /**  
**Mecanismo de ventana**  
**DK de 4 posiciones con**  
**el metal interior.**

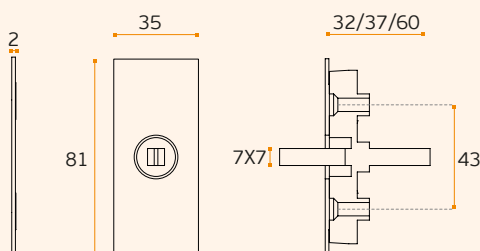


LESS IS MORE

**MATERIAL:** EN 1.4301 / AISI 304

**ACABAMENTO / FINISH / ACABADO:** STANDARD: SATINADO / SATIN / SATIN

**OPTIONAL:** PVD TITANIUM COATED .TB / .TG / .TCO / .TCH



**IN.00.107.SR**  
**+**  
**DK.01Q.32**  
**Exemplo /**  
**Example /**  
**Ejemplo**

# MECANISMOS PARA JANELA DK / DK WINDOW MECHANISMS / MECANISMOS DK PARA VENTANA.

**IN.DKP.32**

**Mecanismo de janela DK com interior metálico com 4 posições /**  
 DK 4 positions mechanism with metallic body /  
 Mecanismo de ventana DK de 4 posiciones con el metal interior.

**IN.DKP.37**

**Mecanismo de janela DK com interior metálico com 4 posições /**  
 DK 4 positions mechanism with metallic body /  
 Mecanismo de ventana DK de 4 posiciones con el metal interior.

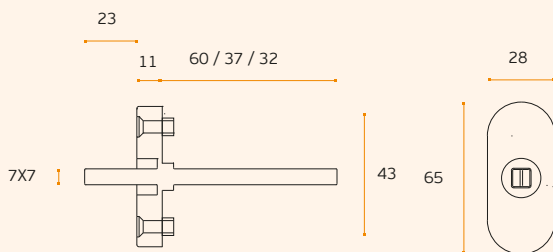
**IN.DKP.60**

**Mecanismo de janela DK com interior metálico com 4 posições /**  
 DK 4 positions mechanism with metallic body /  
 Mecanismo de ventana DK de 4 posiciones con el metal interior.

.P


**MATERIAL:** EN 1.4301 / AISI 304

**ACABAMENTO / FINISH / ACABADO: STANDARD:** SATINADO / SATIN / SATIN

**OPTIONAL:** PVD TITANIUM COATED .TB / .TG / .TCO / .TCH

**.P**  
 Mirror finish

**.TB**  
 PVD  
 Titanium black

**.TG**  
 PVD  
 Titanium gold

**.TCO**  
 PVD  
 Titanium copper

**.TCH**  
 PVD  
 Titanium chocolate

**IN.00.107.SR**  
 +  
**IN.DKP**  
 Exemplo /  
 Example /  
 Ejemplo
**IN.DKQ.32**

**Mecanismo de janela DK com interior metálico com 4 posições /**  
 DK 4 positions mechanism with metallic body /  
 Mecanismo de ventana DK de 4 posiciones con el metal interior.

**IN.DKQ.37**

**Mecanismo de janela DK com interior metálico com 4 posições /**  
 DK 4 positions mechanism with metallic body /  
 Mecanismo de ventana DK de 4 posiciones con el metal interior.

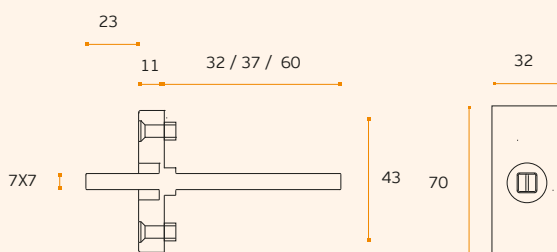
**IN.DKQ.60**

**Mecanismo de janela DK com interior metálico com 4 posições /**  
 DK 4 positions mechanism with metallic body /  
 Mecanismo de ventana DK de 4 posiciones con el metal interior.

.P


**MATERIAL:** EN 1.4301 / AISI 304

**ACABAMENTO / FINISH / ACABADO: STANDARD:** SATINADO / SATIN / SATIN

**OPTIONAL:** PVD TITANIUM COATED .TB / .TG / .TCO / .TCH

**IN.00.107.SR**  
 +  
**IN.DKQ**  
 Exemplo /  
 Example /  
 Ejemplo



.P  
Mirror  
finish

.TB  
PVD  
Titanium  
black

.TG  
PVD  
Titanium  
gold

.TCO  
PVD  
Titanium  
copper

.TCH  
PVD  
Titanium  
chocolate



**Os mecanismos de janela de segurança são bloqueados por chave, impossibilitando a abertura da janela. Indicado para escolas, hospitais, hotéis, etc. Adaptável a todos os puxadores JNF. Possibilidade de ser fornecido com chaves iguais /**

*The security window mechanisms is locked by key, preventing the window from opening. Suitable for schools, hospitals, hotels, etc. Fits all handles JNF. Can be supplied with key alike /*

*Los mecanismos de ventana de seguridad estan bloqueados por llave, no permitido la apertura de la ventana. Adecuado para escuelas, hospitales, hoteles, etc. Aplicable con todas las manillas JNF. Es posible de suministrar con llaves iguales.*



**IN.00.107.SR  
+  
IN.DKL  
Exemplo /  
Example /  
Ejemplo**

**IN.DKL.L**  
**Cilindros de chaves iguais /**  
**Key alike cylinders /**  
**Bombillos de llaves iguales.**



**IN.DKL**  
**Mecanismo de janela DK com interior metálico de 4 posições /**  
**DK 4 positions mechanism with metallic body /**  
**Mecanismo de ventana DK de 4 posiciones con el metal interior.**

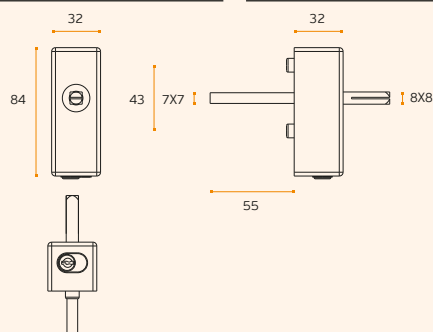
**IN.DKL.P**  
**Mecanismo de janela DK com interior metálico de 4 posições /**  
**DK 4 positions mechanism with metallic body /**  
**Mecanismo de ventana DK de 4 posiciones con el metal interior.**

**MATERIAL:** EN 1.4301 / AISI 304

**ACABAMENTO / FINISH / ACABADO:**  
SATINADO / SATIN / SATIN

**MATERIAL:** EN 1.4301 / AISI 304

**ACABAMENTO / FINISH / ACABADO:**  
POLIDO / POLISHED PULIDO



**IN.DKL**

**IN.DKL.P**



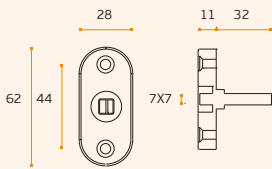
## MECANISMOS PARA JANELA DK / DK WINDOW MECHANISMS / MECANISMOS DK PARA VENTANA.

### IN.DKA

Mecanismo de janela DK com interior metálico de 4 posições /  
 DK 4 positions mechanism with metallic body /  
 Mecanismo de ventana DK de 4 posiciones con el metal interior.

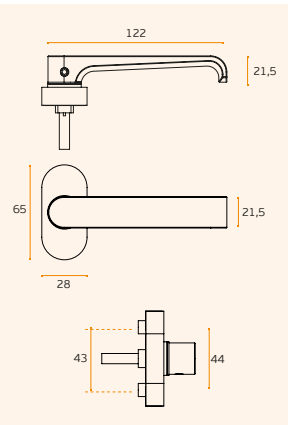
**MATERIAL:** EN 1.4301 / AISI 304

**ACABAMENTO / FINISH / ACABADO:**  
 SATINADO / SATIN / SATIN



### IN.00.437.DK

Mecanismo de janela DK com interior metálico de 4 posições /  
 DK 4 positions mechanism with metallic body /  
 Mecanismo de ventana DK de 4 posiciones con el metal interior.



**.P**  
 Mirror  
 finish

**.TB**  
 PVD  
 Titanium  
 black

**.TG**  
 PVD  
 Titanium  
 gold

**.TCO**  
 PVD  
 Titanium  
 copper

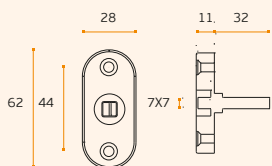
**.TCH**  
 PVD  
 Titanium  
 chocolate

### IN.DKB


Mecanismo de janela DK com interior metálico de 4 posições /  
 DK 4 positions mechanism with metallic body /  
 Mecanismo de ventana DK de 4 posiciones con el metal interior.

**MATERIAL:** EN 1.4301 / AISI 304

**ACABAMENTO / FINISH / ACABADO:**  
 SATINADO / SATIN / SATIN



**MECANISMO PORTA DE CORRER ELEVADORA /**  
MECHANISM FOR LIFT SLIDING DOOR /  
MECANISMOS PUERTA CORREDERA ELEVADORA.



# MECANISMO PORTA DE CORRER ELEVADORA / MECHANISM FOR LIFT SLIDING DOOR / MECANISMOS PUERTA CORREDERA ELEVADORA.

## IN.17.120

**Mecanismo de segurança para janela  
 ou porta de correr elevadora /**  
*Security mechanism for lift  
 sliding window or door /*  
**Mecanismo de seguridad para  
 ventana o puerta corredera elevadora.**

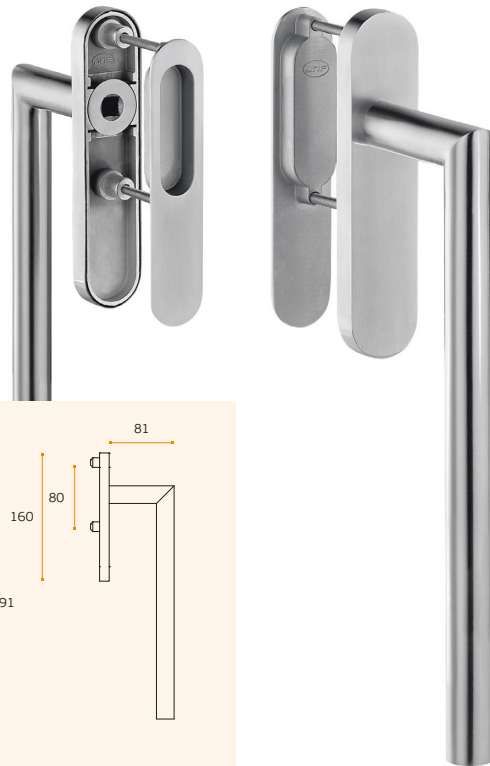
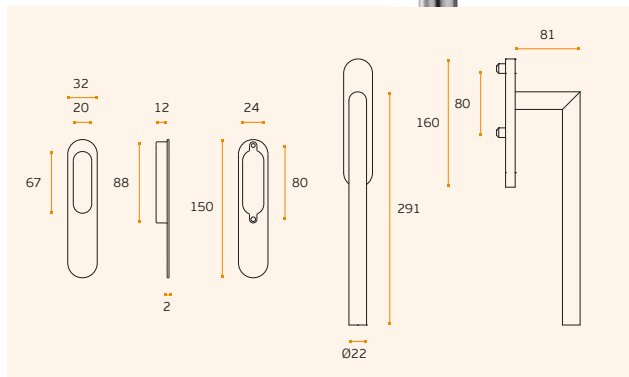


**MATERIAL:** EN 1.4301 / AISI 304

**ACABAMENTO / FINISH / ACABADO:**  
**STANDARD:** SATINADO / SATIN / SATIN

**OPTIONAL:** PVD TITANIUM COATED

**.TB / .TG / .TCO / .TCH**



**.P**  
 Mirror  
 finish

**.TB**  
 PVD  
 Titanium  
 black

**.TG**  
 PVD  
 Titanium  
 gold

**.TCO**  
 PVD  
 Titanium  
 copper

**.TCH**  
 PVD  
 Titanium  
 chocolate



## IN.17.120.1

**Mecanismo de segurança para janela  
 ou porta de correr elevadora /**  
*Security mechanism for lift  
 sliding window or door /*  
**Mecanismo de seguridad para  
 ventana o puerta corredera elevadora.**

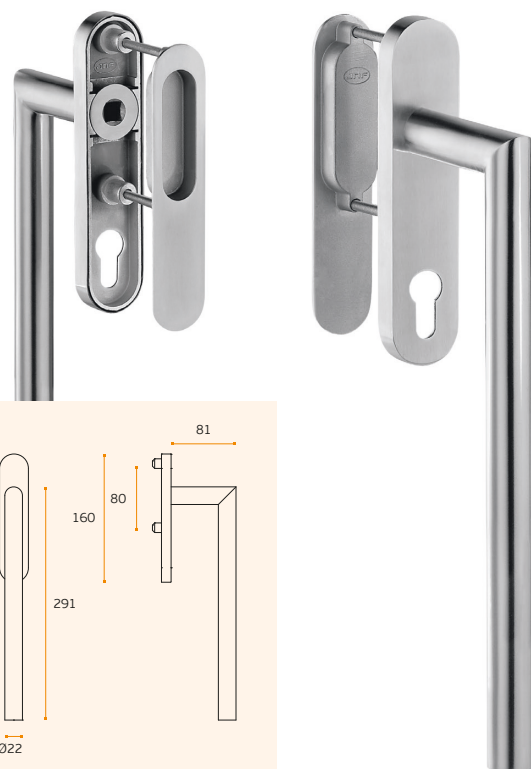
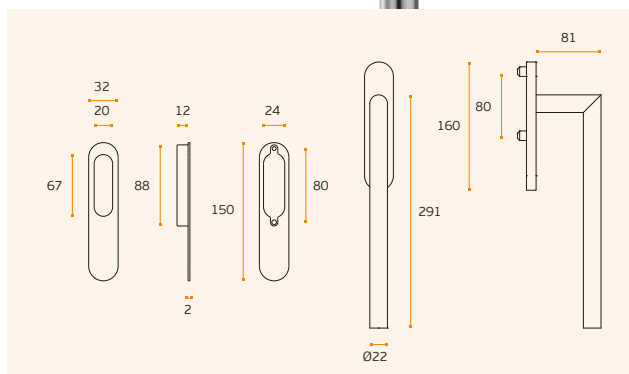


**MATERIAL:** EN 1.4301 / AISI 304

**ACABAMENTO / FINISH / ACABADO:**  
**STANDARD:** SATINADO / SATIN / SATIN

**OPTIONAL:** PVD TITANIUM COATED

**.TB / .TG / .TCO / .TCH**



**.P**  
Mirror  
finish

**.TB**  
PVD  
Titanium  
black

**.TG**  
PVD  
Titanium  
gold

**.TCO**  
PVD  
Titanium  
copper

**.TCH**  
PVD  
Titanium  
chocolate



### IN.17.121.1

#### Mecanismo de segurança para janela ou porta de correr elevadora /

Security mechanism for lift  
sliding window or door /

Mecanismo de seguridad para  
ventana o puerta corredera elevadora.

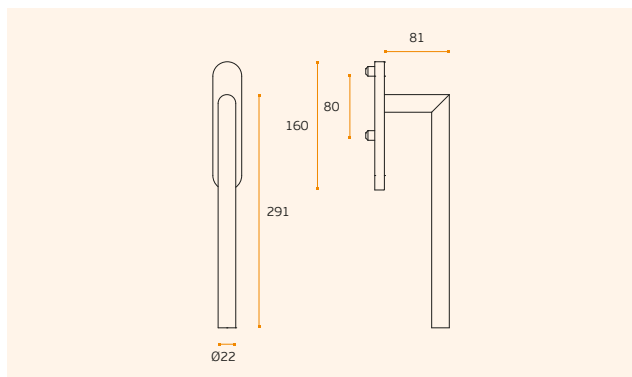


**MATERIAL:** EN 1.4301 / AISI 304

**ACABAMENTO / FINISH / ACABADO:**  
**STANDARD:** SATINADO / SATIN / SATIN

**OPTIONAL:** PVD TITANIUM COATED

**.TB / .TG / .TCO / .TCH**



### IN.17.121

#### Mecanismo de segurança para janela ou porta de correr elevadora /

Security mechanism for lift  
sliding window or door /

Mecanismo de seguridad para  
ventana o puerta corredera elevadora.

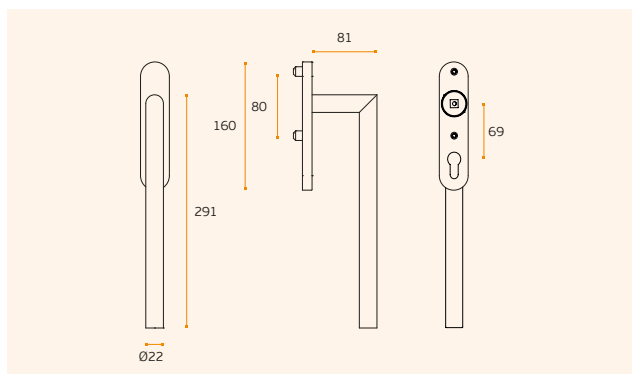


**MATERIAL:** EN 1.4301 / AISI 304

**ACABAMENTO / FINISH / ACABADO:**  
**STANDARD:** SATINADO / SATIN / SATIN

**OPTIONAL:** PVD TITANIUM COATED

**.TB / .TG / .TCO / .TCH**



# MECANISMO PORTA DE CORRER ELEVADORA / MECHANISM FOR LIFT SLIDING DOOR / MECANISMOS PUERTA CORREDERA ELEVADORA.

## IN.17.122

**Mecanismo de segurança para janela ou porta de correr elevadora /**  
**Security mechanism for lift sliding window or door /**  
**Mecanismo de seguridad para ventana o puerta corredera elevadora.**

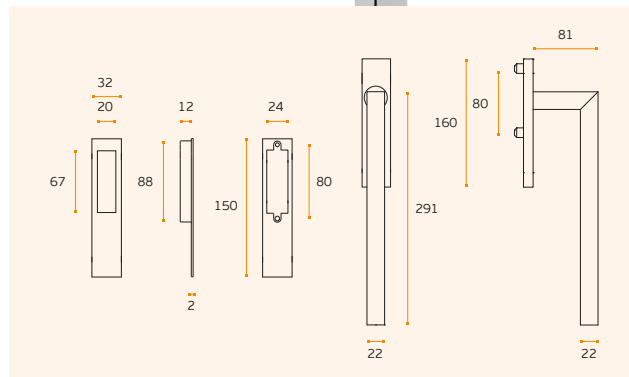


**MATERIAL:** EN 1.4301 / AISI 304

**ACABAMENTO / FINISH / ACABADO:**  
**STANDARD:** SATINADO / SATIN / SATIN

**OPTIONAL:** PVD TITANIUM COATED

**.TB / .TG / .TCO / .TCH**



**.P**  
 Mirror  
 finish

**.TB**  
 PVD  
 Titanium  
 black

**.TG**  
 PVD  
 Titanium  
 gold

**.TCO**  
 PVD  
 Titanium  
 copper

**.TCH**  
 PVD  
 Titanium  
 chocolate



## IN.17.122.1

**Mecanismo de segurança para janela ou porta de correr elevadora /**  
**Security mechanism for lift sliding window or door /**  
**Mecanismo de seguridad para ventana o puerta corredera elevadora.**

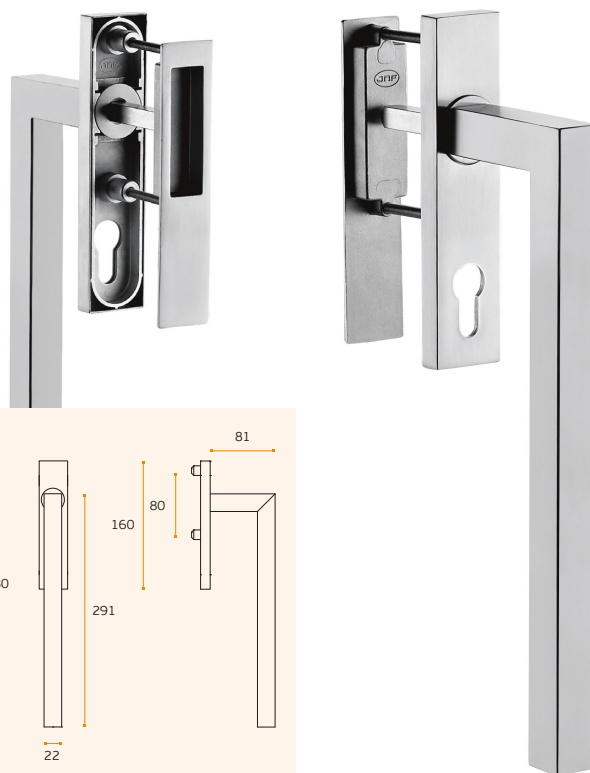
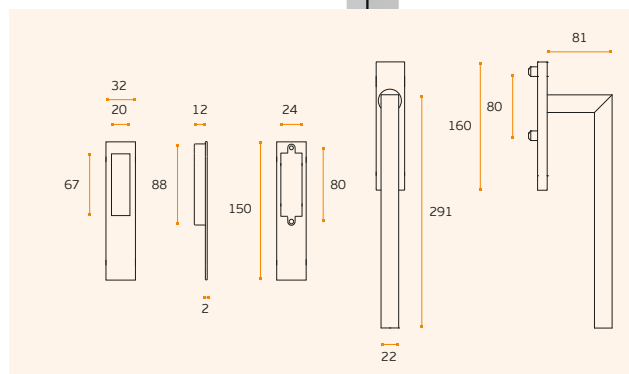


**MATERIAL:** EN 1.4301 / AISI 304

**ACABAMENTO / FINISH / ACABADO:**  
**STANDARD:** SATINADO / SATIN / SATIN

**OPTIONAL:** PVD TITANIUM COATED

**.TB / .TG / .TCO / .TCH**



**.P**  
Mirror  
finish

**.TB**  
PVD  
Titanium  
black

**.TG**  
PVD  
Titanium  
gold

**.TCO**  
PVD  
Titanium  
copper

**.TCH**  
PVD  
Titanium  
chocolate



### IN.17.123.1

#### Mecanismo de segurança para janela ou porta de correr elevadora /

Security mechanism for lift  
sliding window or door /

Mecanismo de seguridad para  
ventana o puerta corredera elevadora.

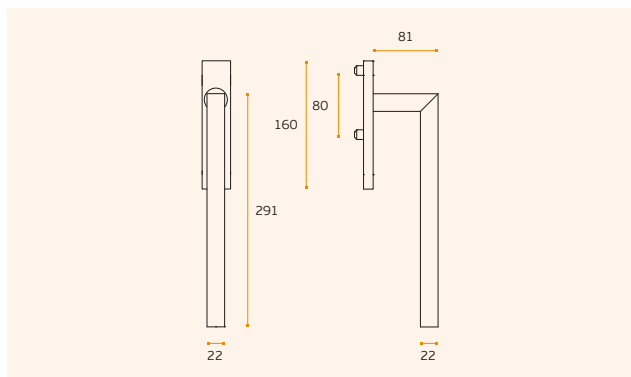


**MATERIAL:** EN 1.4301 / AISI 304

**ACABAMENTO / FINISH / ACABADO:**  
**STANDARD:** SATINADO / SATIN / SATIN

**OPTIONAL:** PVD TITANIUM COATED

**.TB / .TG / .TCO / .TCH**



### IN.17.123

#### Mecanismo de segurança para janela ou porta de correr elevadora /

Security mechanism for lift  
sliding window or door /

Mecanismo de seguridad para  
ventana o puerta corredera elevadora.

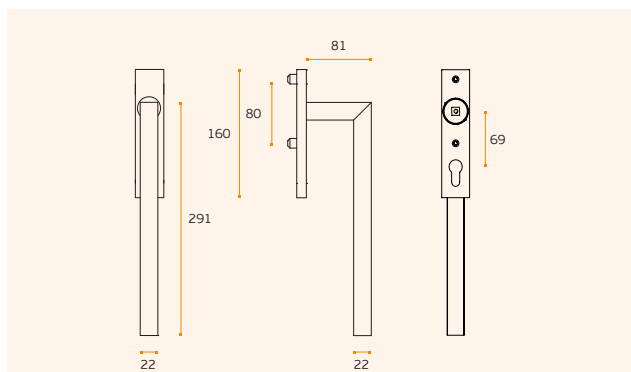


**MATERIAL:** EN 1.4301 / AISI 304

**ACABAMENTO / FINISH / ACABADO:**  
**STANDARD:** SATINADO / SATIN / SATIN

**OPTIONAL:** PVD TITANIUM COATED

**.TB / .TG / .TCO / .TCH**





## ACESSÓRIOS PARA PUXADORES / ACCESSORIES FOR LEVER HANDLES / ACCESORIOS PARA MANILLAS.

### IN.EP1

**Ferramenta profissional para instalação de puxadores JNF.**

**Facilita a montagem e reduz o tempo desta operação para alguns segundos /**  
 Professional tooling, to install JNF door handles. The assembling work will be easy and will spend only a few seconds /

**Herramienta profesional para la instalación de manillas JNF. El montaje será muy fácil y se efectua en pocos segundos.**

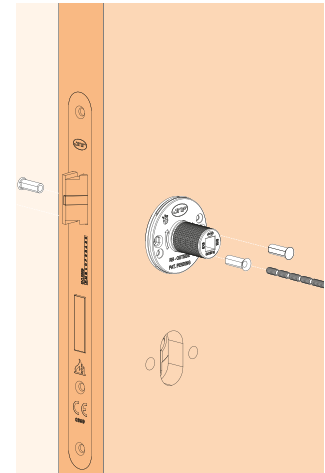


### IN.08.EP2

**Ferramenta profissional para instalação de puxadores JNF.**

**Facilita a montagem e reduz o tempo desta operação para alguns segundos. Aplicável:**

**RB08M - Q09M - RC08M - QC08M /**  
 Tooling to install JNF roses. The assembling work will be easy and will spend only a few seconds. Applicable: RB08M - Q09M - RC08M - QC08M /  
 Herramienta para la instalación de roseta JNF. El montaje será muy fácil y se efectua en pocos segundos. Se aplica: RB08M - Q09M - RC08M - QC08M



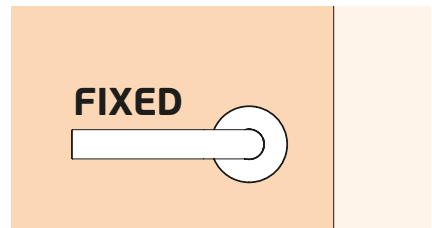
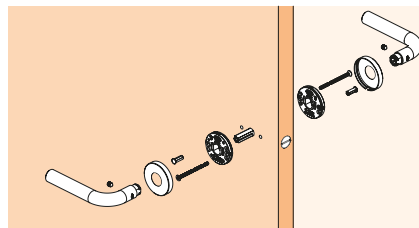
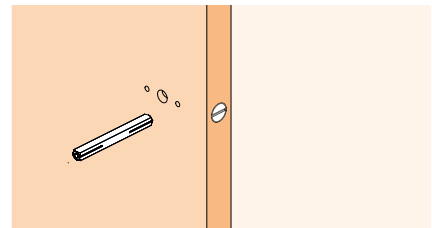
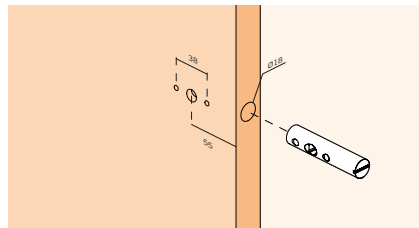
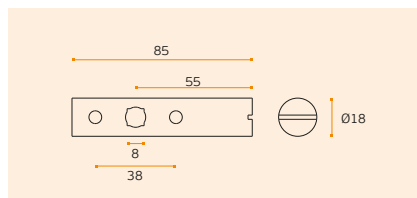
**Manual de instruções /**  
 Instructions manual /  
 Manual de instrucciones.  
**PDF format**



### IN.08.CPF

**Acessório para fixação de puxadores.**


**Permite transformar um puxador de muleta num puxador fixo. Permite usar parafusos passantes e utiliza quadra 8x8mm /**  
 Lever handle fixing accessory. Allows the transformation of a rotating handle into a fixing handle. Allows the use of passing screws and uses 8x8mm spindle /  
 Accesorio para fijación de manillas. Permite la transformación de una manilla rotativa en una manilla fija. Permite el uso de tornillos pasantes y utiliza un cuadradillo 8x8mm.



### IN.08.BFF.C

**Base redonda para fixação de puxador fixo /**


**Round base for knob fixing /**  
 Base redonda para sujeción de pomo fijo.



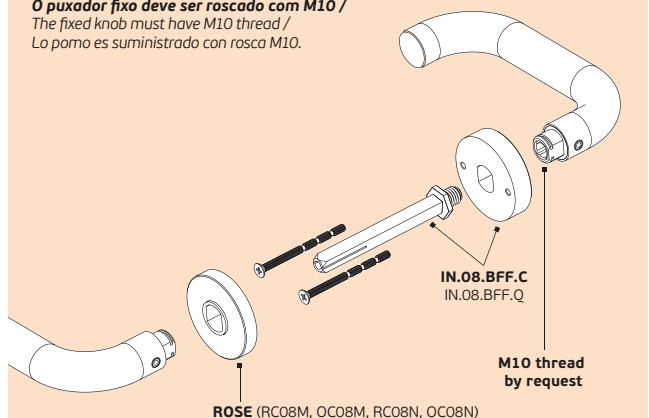
### IN.08.BFF.Q

**Base quadrada para fixação de puxador fixo /**

**Square base for knob fixing /**  
 Base cuadrada para sujeción de pomo fijo.



**O puxador fixo deve ser roscado com M10 /**  
 The fixed knob must have M10 thread /  
 Lo pomo es suministrado con rosca M10.





**IN.08.BFPG**

Base para fixação de puxador fixo.  
Para vidro (com adesivo) / Fitting  
system for outdoor knob fixing. For  
glass (with glue) / Base de sujeción de  
pomo fijo. Para cristal (con pegamento).



**IN.08.BFPE**

Base para fixação de puxador fixo /  
Fitting system for outdoor knob fixing /  
Base de sujeción de pomo fijo.



**IN.08.BCP**

Base para fixação de puxador fixo /  
Fitting system for outdoor knob fixing  
/ Base de sujeción de pomo fijo.



**IN.08.BRP**

Base para fixação de puxador fixo /  
Fitting system for outdoor knob fixing  
/ Base de sujeción de pomo fijo.



**IN.08.BQP**

Base para fixação de puxador fixo /  
Fitting system for outdoor knob fixing /  
Base de sujeción de pomo fijo.



**IN.08.BFP**

Base para fixação de puxador fixo /  
Fitting system for outdoor knob fixing /  
Base de sujeción de pomo fijo.



**IN.08.BFPH**

Base para fixação de puxador fixo  
(M8) / Fitting system for outdoor  
knob fixing (M8) / Base de sujeción de  
pomo fijo (M8)



**IN.08.TOOL**

Ferramenta para remoção de  
espelho de roseta /  
Rose cover removal tool /  
Herramienta para remoción del  
escudo embellecedor.



**IN.08.CS**

Quadra 6x6mm x 110mm /  
Zinc plated 6x6mm spindle with 110mm /  
Cuadradillo acero zincado de 6x6mm con 110mm.



**IN.08.CP**

Quadra interrompida 8x8mm nas extremidades e 9x9mm no centro  
para fechaduras anti-pânico / Interrupted zinc plated spindle 8x8mm in  
the end and 9x9mm in the middle to use in antipanic locks / Cuadradillo  
interrompido de acero zincado 8x8mm en los topes y 9x9mm no medio para  
aplicar en cerraduras antipánico.



**IN.08.QE**

Quadra elástica 110mm / Elastic zinc plated spindle with 110mm /  
Cuadradillo acero zincado con 110mm.



**IN.08.AQP.R**

Quadra elástica 8x8mm para puxador só de um lado em aço zincado /  
Elastic 8x8mm square for one side knob in zincated steel / Cuadradillo  
elástico 8x8mm para manilla de uno solo lado en acero zincado.



# ACESSÓRIOS PARA PUXADORES / ACESSORIES FOR LEVER HANDLES / ACCESORIOS PARA MANILLAS.

## IN.08.AQP.FR

Quadra 8x8mm interrompida com M10 do lado oposto para puxador fixo / Interrupted 8x8mm spindle with M10 in the opposite side for fixed knob / Cuadradillo interrumpido de 8x8mm con M10 en el lado opuesto para pomo fijo.



## IN.08.CR.6 | IN.08.CR.8 | IN.08.CR.9

Quadra elástica de redução / Reductor elastic square / Cuadradillo reductor.



A	B	C
8X8	8,5X8,5	8X8
6X6	8X8	6X6
8X8	9X9	-

.P  
Mirror  
finish

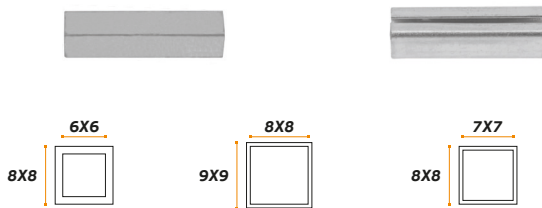
.TB  
PVD  
Titanium  
black

.TG  
PVD  
Titanium  
gold

.TCO  
PVD  
Titanium  
copper

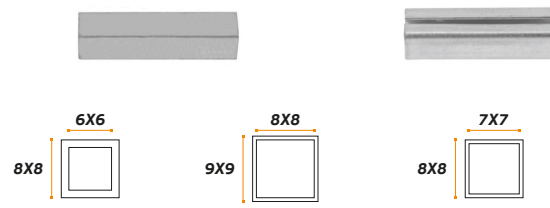
## IN.08.R6/8N | IN.08.R8/9N | IN.08.R7/8N

Redutor de quadra em nylon / Square reductor in nylon / Reductor de cuadradillo en nylon.



## IN.08.R6/8M | IN.08.R8/9M | IN.08.R7/8M


Redutor de quadra metálico / Metallic square reductor / Reductor metálico de cuadradillo



.TCH  
PVD  
Titanium  
chocolate


## IN.08.R4

Quadra redutora para fecho WC / Reducing spindle for snib indicator / Cuadradillo reductor para condeña de baño. 6X6 - 4X4



## IN.08.R5

Quadra redutora para fecho WC / Reducing spindle for snib indicator / Cuadradillo reductor para condeña de baño. 6X6 - 5X5



## IN.08.PLI.N

Par de parafusos de ligação / Set of connecting screws / Juego de tornillos de union.




## IN.08.PLI.40

Par de parafusos de ligação em aço inoxidável / Set of connecting screws in stainless steel / Juego de tornillos de union en acero inox. 40 > 44mm



## 913.BK ALLEN SET

Conjunto de parafusos allen com selante de rosca + chave / Set allen screws with thread sealant + allen key / Conjunto de tornillos allen con pegamento de rosca + llave.



## IN.08.PLI.35

Par de parafusos de ligação em aço inoxidável / Set of connecting screws in stainless steel / Juego de tornillos de union en acero inox. 35 > 39mm



## IN.08.PLI.45

Par de parafusos de ligação em aço inoxidável / Set of connecting screws in stainless steel / Juego de tornillos de union en acero inox. 45 > 49mm



# DECLARAÇÃO DE DESEMPENHO / MARCAÇÃO CE / DECLARATION OF PERFORMANCE (DOP) / DECLARACIÓN DE PRESTACIONES / MARCADO CE

## PUXADORES DE MULETA E REDONDOS.

A JNF possui um laboratório interno onde são elaborados ensaios de resistência segundo a Norma Europeia EN 1906:2012, e em determinados modelos de puxadores são igualmente testados em laboratórios externos acreditados.

A JNF disponibiliza uma declaração de desempenho onde assume a responsabilidade legal pela conformidade do produto com o desempenho declarado. Os puxadores constantes no catálogo encontram-se classificados de acordo com a referida norma:

**1** Categoria de uso /  
Category of use /  
Categoria de uso

**3** Peso da porta /  
Door weight /  
Peso de la puerta

**5** Segurança /  
Safety /  
Seguridad

**7** Segurança de bens /  
Safety of goods /  
Seguridad de los bienes /

**2** Durabilidade /  
Durability /  
Durabilidad

**4** Resistência ao fogo /  
Fire resistance /  
Resistencia al fuego

**6** Resistência à corrosão /  
Corrosion resistance /  
Resistencia a la corrosión

**8** Tipo de operação /  
Type of operation /  
Tipo de operación

## MANILLAS Y POMOS DE PUERTAS.

JNF tiene un laboratorio interno donde las pruebas de resistencia se hacen de acuerdo a la norma europea EN 1906:2012, y ciertos modelos de manillas también se prueban en laboratorios externos acreditados. La JNF proporciona una declaración de prestaciones donde asume la responsabilidad legal de la conformidad del producto con las prestaciones declaradas. Las manillas mencionadas en el catálogo se clasifican de acuerdo a la referida norma:

## EN1906 DESCRIÇÃO

### 1 CATEGORIA DE USO

#### GRAU 1: Utilização Ligeira

Puxador para utilização em portas ou janelas de habitações e em edifícios, onde exista uma probabilidade muito baixa de ocorrência de acidentes ou de uma utilização indevida. (Situações domésticas, escritórios e áreas onde não há acesso do público geral).

#### GRAU 2: Utilização Média

Puxadores para utilização em portas ou janelas de habitações e em edifícios onde exista alguma probabilidade de ocorrência de acidentes ou de uma utilização indevida. (Situações domésticas, escritórios e áreas onde há um acesso limitado do público geral).

#### GRAU 3: Utilização Elevada

Puxadores para uso em portas de edifícios onde existe uma frequência elevada de utilização pouco cuidada e com uma grande probabilidade de ocorrência de acidentes ou de mau uso. (Edifícios públicos e institucionais, como bibliotecas, hospitais e escolas).

#### GRAU 4: Utilização Severa

Puxadores para utilização em portas de elevada frequência e que são objecto de utilização violenta. (Edifícios públicos e institucionais, como estádios, casas de banho públicas).

### 2 DURABILIDADE

GRAU 6: Frequência média de utilização:

Ensaio de durabilidade 100.000 ciclos.

GRAU 7: Frequência alta de utilização:

Ensaio de durabilidade 200.000 ciclos.

### 3 PESO DA PORTA.

Não aplicável.

### 4 APLICÁVEL EM PORTAS

Corta-fogo/fumo

GRAU 0: Não aplicável.

GRAU 1: Aplicável (EN 1634-1).

### 5 SEGURANÇA DE PESSOAS

GRAU 0: Uso normal.

GRAU 1: Impossibilidade de causar ferimentos.

### 6 RESISTÊNCIA À CORROÇÃO

Classificação de acordo com ensaio de nevoeiro salino neutro, segundo a norma EN 1670:2007.

GRAU 0: Não definido.

GRAU 1: 24h - Resistência fraca à corrosão.

GRAU 2: 48h - Resistência moderada à corrosão.

GRAU 3: 96h - Resistência alta à corrosão.

GRAU 4: 240h - Resistência elevada à corrosão.

### 7 SEGURANÇA DE BENS

GRAU 0: Não aplicável em portas/sistemas de segurança.

GRAU 1: Segurança mínima contra roubo.

GRAU 2: Segurança baixa contra roubo.

GRAU 3: Segurança média contra roubo.

GRAU 4: Segurança alta contra roubo.

### 8 TIPO DE FUNCIONAMENTO

TIPO A: Puxador com mola compensadora.

TIPO B: Puxador com mola em carga.

TIPO U: Puxador sem mola.

EN1906 **3** **7** - **0** **1** **4** **0** **A**

#### EXEMPLO

Corresponde a um puxador para uma utilização elevada com mola compensadora, submetido a ensaio de durabilidade de 200 000 ciclos. Destinado a ser utilizado em portas de edifícios onde existe probabilidade de ocorrência de acidentes ou de má utilização, não aprovado para portas corta-fogo e não se encontra apto para portas de segurança, elevada resistência à corrosão.

## EN1906 DESCRIPTION

### 1 CATEGORY OF USE

#### GRADE 1: Light Use

Handles for doors or windows, houses or buildings, where there is a very low probability of the occurrence of accidents or vandalism. (Domestic situations, offices and areas where there is no general public access).

#### GRADE 2: Medium Use

Handles for doors or windows, houses or buildings, where there is a low probability of the occurrence of accidents or vandalism. (Domestic situations, internal offices and areas where is limited access to the general public).

#### GRADE 3: High Usage

Handles for doors or windows, houses or buildings, where there is a high frequency of use users with little care and a high probability of accidents or vandalism (Public and institutional buildings, as libraries, hospitals and schools).

#### GRADE 4: Severe Use

Handles for doors or windows, houses or buildings, high frequency of use and are subject to violent use. (Public and institutional buildings, as stadiums, public toilets).

### 2 DURABILITY

GRADE 6: Medium frequency of use:

test durability of 100,000 cycles.

GRADE 7: High frequency of use:

test durability of 200,000 cycles.

### 3 DOOR MASS

Not applicable.

### 4 FIRE RESISTANCE

GRADE 0: Not applicable

GRADE 1: Applicable (EN 1634-1)

### 5 SAFETY

GRADE 0: Normal use

GRADE 1: Inability to cause injury

### 6 CORROSION RESISTENCE

Classification according to salt spray test, according to EN 1670:2007.

GRADE 0: Not defined.

GRADE 1: 24h - Low resistance to corrosion.

GRADE 2: 48h - Moderate resistance to corrosion.

GRADE 3: 96h - High resistance to corrosion.

GRADE 4: 240h - Very high resistance to corrosion.

### 7 SAFETY OF GOODS

GRADE 0: Not applicable in doors/safety systems.

GRADE 1: Minimal security against theft.

GRADE 2: Low security against theft.

GRADE 3: Medium security against theft.

GRADE 4: High security against theft.

### 8 TYPE OF OPERATION

TYPE A: handle with return spring.

TYPE B: handle with spring loaded.

TYPE U: handle without spring.

EN1906 **3** **7** - **0** **1** **4** **0** **A**

#### EXAMPLE

Lever handle with high usage with test durability of 200.000 cycles. No fire proof. Unable to cause injury. Very high resistance to corrosion. Not applicable in safety doors. With return spring.

## EN1906 DESCRIPCIÓN

### Grado 1: Uso ligero

#### GRADO 1: Uso ligero

Manilla para uso en puertas o ventanas de casas y edificios, donde hay una muy baja probabilidad de ocurrencia de accidentes o mal uso. (Situaciones internas, oficinas y áreas donde no hay acceso al público en general).

#### GRADO 2: Uso medio

Manillas para puertas o ventanas viviendas y edificios donde hay alguna probabilidad de accidentes o de uso indebido. (Situaciones internas, las oficinas y áreas donde un acceso limitado al público en general).

#### GRADO 3: Uso intenso

Manillas para uso en las puertas de los edificios donde hay una alta frecuencia de uso de los usuarios con poco cuidado y una alta probabilidad de accidentes o uso indebido. (Edificios públicos e institucionales, como bibliotecas, hospitales y escuelas).

#### GRADO 4: Uso Severo

Manillas para puertas con alta frecuencia de uso y son objeto de uso violento. (Edificios públicos e institucionales, como estadios, baños públicos).

### 2 - DURABILIDAD

Grado 6: frecuencia media de uso:

la prueba la durabilidad de 100.000 ciclos

Grado 7: La alta frecuencia de uso:

la prueba la durabilidad de 200.000 ciclos

### 3 - PESO DE LA PUERTA

No aplicable.

### 4 - RESISTENCIA AL FUEGO

Nivel 0 - No aplicable

Grado 1 - aplicable (EN 1634-1)

### 5 - SEGURIDAD DE LAS PERSONAS

Grado 0: Uso normal

Grado 1: Imposibilidad de causar lesiones

### 6 - CORROSIÓN

Clasificación según la prueba de niebla salina, de acuerdo a la norma EN 1670:2007 Nivel 0 - No definido

Grado 1 - 24h - baja resistencia a la corrosión

Grado 2 - 48h-resistencia moderada a la corrosión

Grado 3 - 96h -elevada resistencia a la corrosión

Grado 4 - 240h - alta resistencia a la corrosión

### 7 - SEGURIDAD DE LOS BIENES

Nivel 0 - No se aplica

Grado 1 - Mínimo de seguridad contra el robo

Grado 2 - Baja seguridad contra el robo

Grado 3 - seguridad media contra el robo

Grado 4 - Alta seguridad contra el robo

### 8 - TIPO DE OPERACIÓN

Tipo A - con muelle

Tipo B - con muelle en carga

Tipo U - sin muelle

EN1906 **3** **7** - **0** **1** **4** **0** **A**

#### EJEMPLO

Manilla con alta frecuencia de uso con una durabilidad mínima de 200.000 ciclos. No aplicable en puertas corta fuego. Con seguridad contra lesiones. Alta resistencia a la corrosión. No aplicable en puertas de seguridad. Con muelle compensadora.